

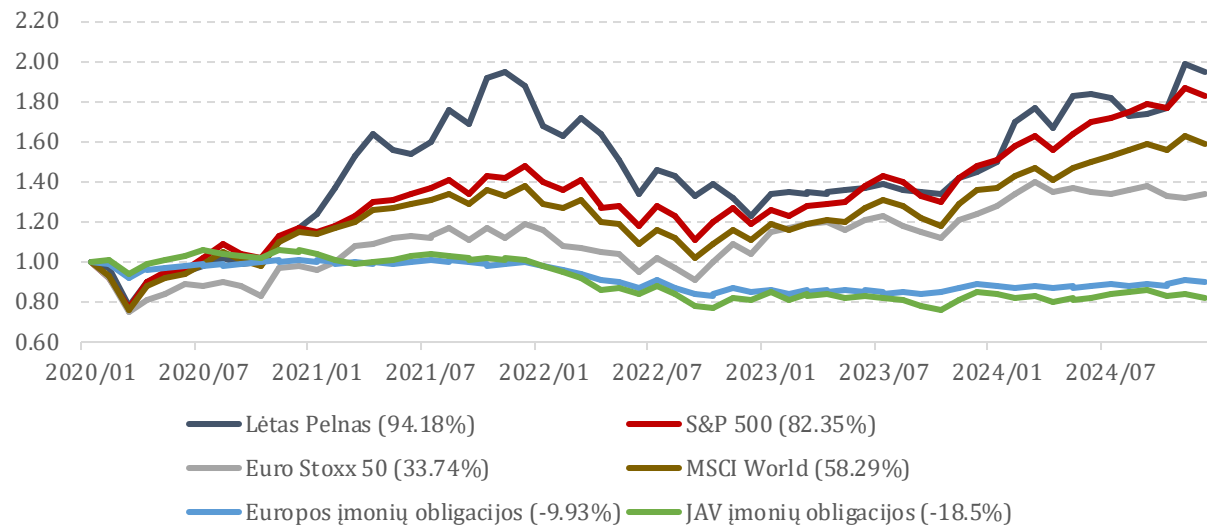
1482

Lētas peļņas

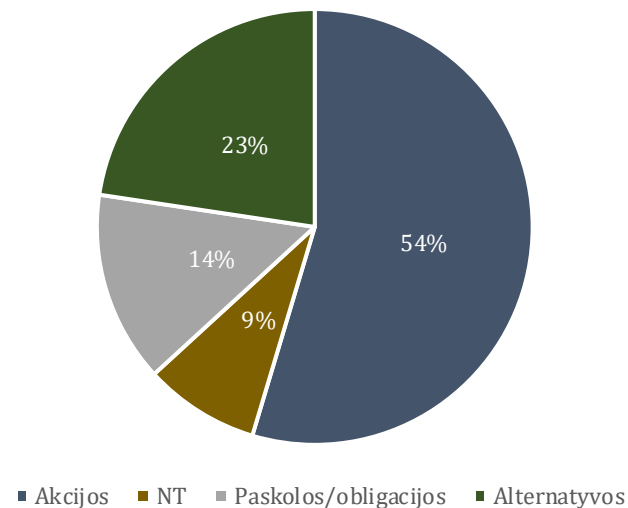
2024. gada decembris

Lėtas pelnas investicinis krepšelis

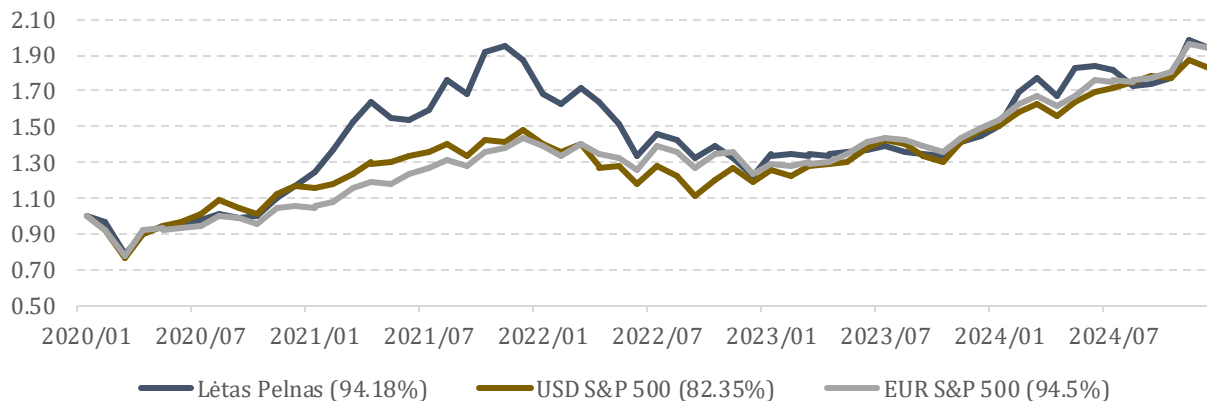
Įvairių instrumentų kainų pokyčiai nuo projekto pradžios



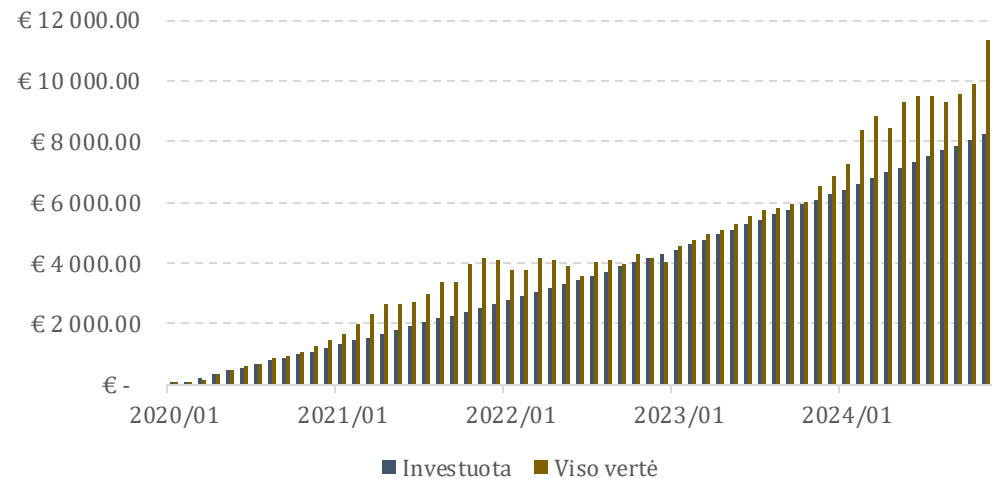
Dalis krepšelyje



S&P 500 gražos (skirtingomis valiutomis) palyginimas su LP krepšelio graža



Investuota suma ir investicijų vertė



Lėtas pelnas investicinis krepšelis

Pozicija	Įsigijimo vertė		2024-12-31	Kainos pokytis per mėnesį	Viso vertės pokytis	Dalis krepšelyje
Swedbank Fondu Fondas 100	€	509.95	€ 712.97	-1.72%	39.81%	6%
Swedbank Robur Access Edge Global	€	1 740.00	€ 2 212.46	-0.88%	27.15%	20%
Baltic Horizon Fund	€	1 038.52	€ 304.45	-4.88%	-70.68%	3%
EFTEN United Property Fund	€	744.73	€ 662.20	-2.04%	-11.08%	6%
Facebook	€	90.00	€ 228.05	1.98%	153.39%	2%
Microsoft	€	120.00	€ 204.62	-2.96%	70.51%	2%
Home Depot	€	90.00	€ 144.18	-9.30%	60.20%	1%
Exxon Mobil	€	90.00	€ 172.29	-8.83%	91.44%	2%
Chevron	€	90.00	€ 113.43	-10.50%	26.04%	1%
Wells Fargo	€	90.00	€ 194.52	-7.39%	116.14%	2%
Bank of America	€	90.00	€ 112.04	-7.14%	24.49%	1%
Walmart	€	120.00	€ 225.09	-2.06%	87.57%	2%
TSM	€	90.00	€ 212.26	7.01%	135.84%	2%
J&J	€	120.00	€ 116.61	-6.72%	-2.82%	1%
Cisco	€	60.00	€ 90.23	-0.86%	50.38%	1%
Apple	€	120.00	€ 245.78	5.51%	104.82%	2%
Google	€	150.00	€ 260.29	11.66%	73.53%	2%
JPM	€	90.00	€ 167.58	-3.74%	86.20%	1%
Intel	€	120.00	€ 68.30	-16.72%	-43.08%	1%
Nvidia	€	60.00	€ 347.71	-2.87%	479.52%	3%
Tesla	€	60.00	€ 126.42	16.44%	110.70%	1%
Berkshire B	€	120.00	€ 209.64	-6.03%	74.70%	2%
Mintos	€	-	€ 95.24	0.97%	0.00%	1%
Euro High Yield Bond Fund	€	972.51	€ 1 006.99	0.55%	3.55%	9%
Swedbank Robur Euro Corp Bond	€	480.00	€ 497.24	-0.29%	3.59%	4%
Ethereum	€	1 084.27	€ 2 554.18	-7.04%	135.57%	23%
Grynieji	€	-	€ 28.00			0%
VISO	€	8 339.98	€ 11 312.77			