

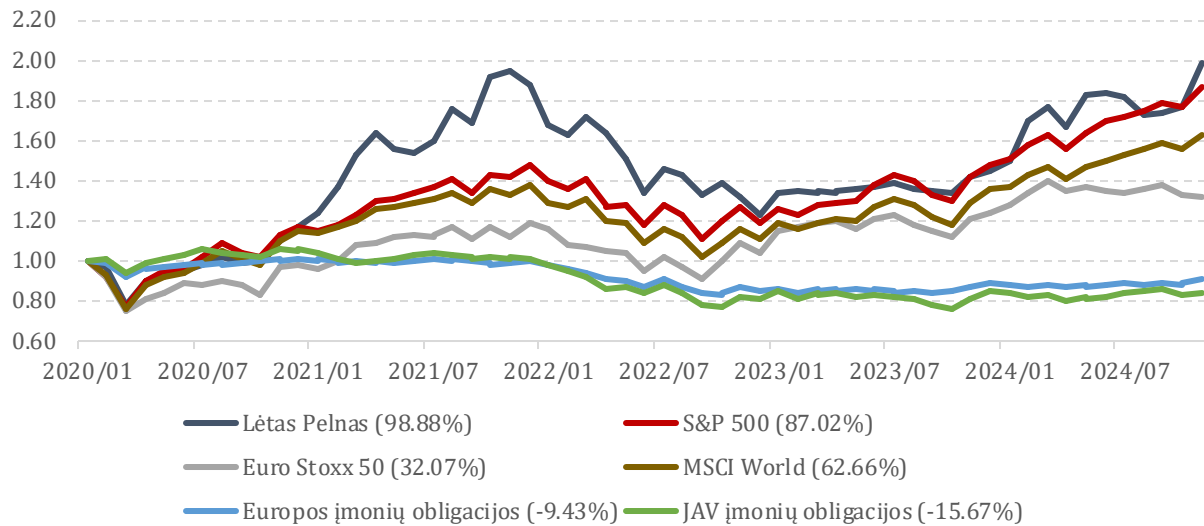
1482

Lētas peļņas

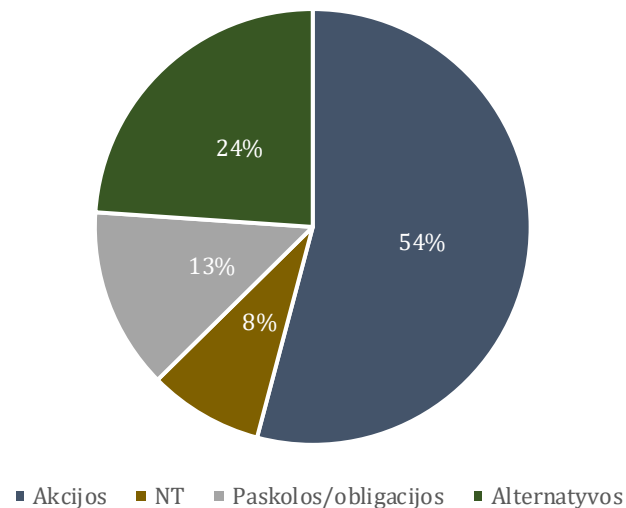
2024. gada I ceturksnis

Lėtas pelnas investicinis krepšelis

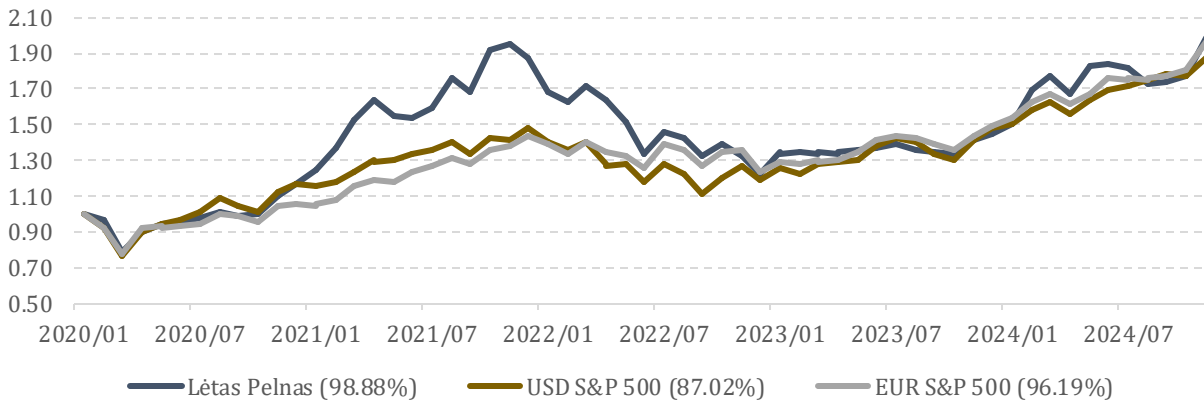
Įvairių instrumentų kainų pokyčiai nuo projekto pradžios



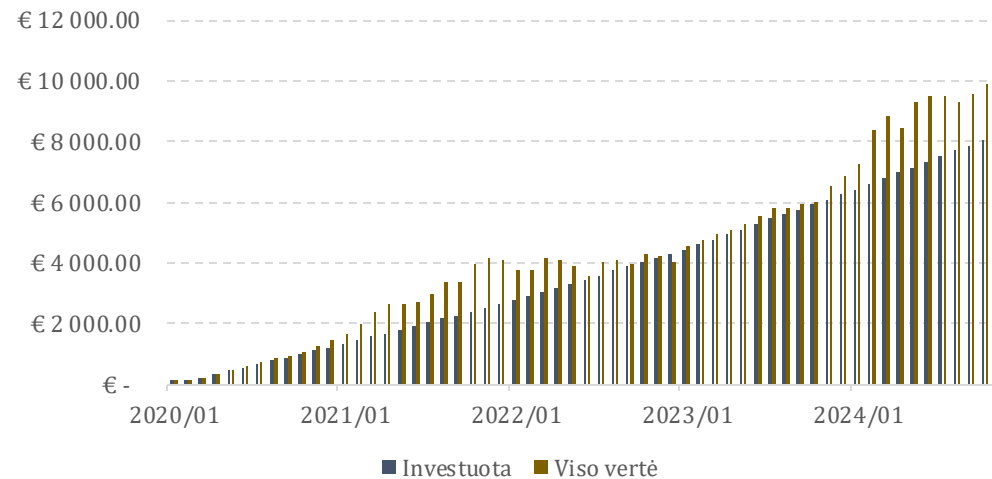
Dalis krepšelyje



S&P 500 gražos (skirtingomis valiutomis) palyginimas su LP krepšelio graža



Investuota suma ir investicijų vertė



Lėtas pelnas investicinis krepšelis

Pozicija	Įsigijimo vertė		2024-11-29	Kainos pokytis per mėnesį	Viso vertės pokytis	Dalis krepšelyje
Swedbank Fondu Fondas 100	€	509.95	€ 725.42	4.85%	42.25%	6%
Swedbank Robur Access Edge Global	€	1 690.00	€ 2 182.77	6.31%	29.16%	19%
Baltic Horizon Fund	€	1 035.35	€ 316.90	-10.71%	-69.39%	3%
EFTEN United Property Fund	€	713.13	€ 644.52	-4.84%	-9.62%	6%
Facebook	€	90.00	€ 219.95	0.65%	144.39%	2%
Microsoft	€	120.00	€ 207.41	3.31%	72.84%	2%
Home Depot	€	90.00	€ 156.36	8.98%	73.74%	1%
Exxon Mobil	€	90.00	€ 185.89	0.70%	106.55%	2%
Chevron	€	90.00	€ 124.67	8.61%	38.52%	1%
Wells Fargo	€	90.00	€ 206.61	16.90%	129.56%	2%
Bank of America	€	90.00	€ 118.67	13.61%	31.86%	1%
Walmart	€	120.00	€ 226.07	12.76%	88.39%	2%
TSM	€	90.00	€ 195.11	-3.35%	116.79%	2%
J&J	€	120.00	€ 122.96	-3.25%	2.47%	1%
Cisco	€	60.00	€ 89.52	7.28%	49.20%	1%
Apple	€	120.00	€ 229.13	4.33%	90.94%	2%
Google	€	120.00	€ 199.05	-1.49%	65.88%	2%
JPM	€	90.00	€ 171.25	11.94%	90.28%	2%
Intel	€	120.00	€ 80.66	4.52%	-32.78%	1%
Nvidia	€	60.00	€ 352.13	3.34%	486.88%	3%
Tesla	€	60.00	€ 106.79	37.88%	77.98%	1%
Berkshire B	€	120.00	€ 219.43	6.57%	82.86%	2%
Mintos	€	-	€ 122.06	0.67%	0.00%	1%
Euro High Yield Bond Fund	€	912.01	€ 941.10	1.08%	3.19%	8%
Swedbank Robur Euro Corp Bond	€	440.00	€ 458.77	1.59%	4.27%	4%
Ethereum	€	1 054.27	€ 2 705.67	49.85%	156.64%	24%
Gryniesi	€	60.50	€ c 60.50			1%
VISO	€	8 094.71	€ 11 369.38			