

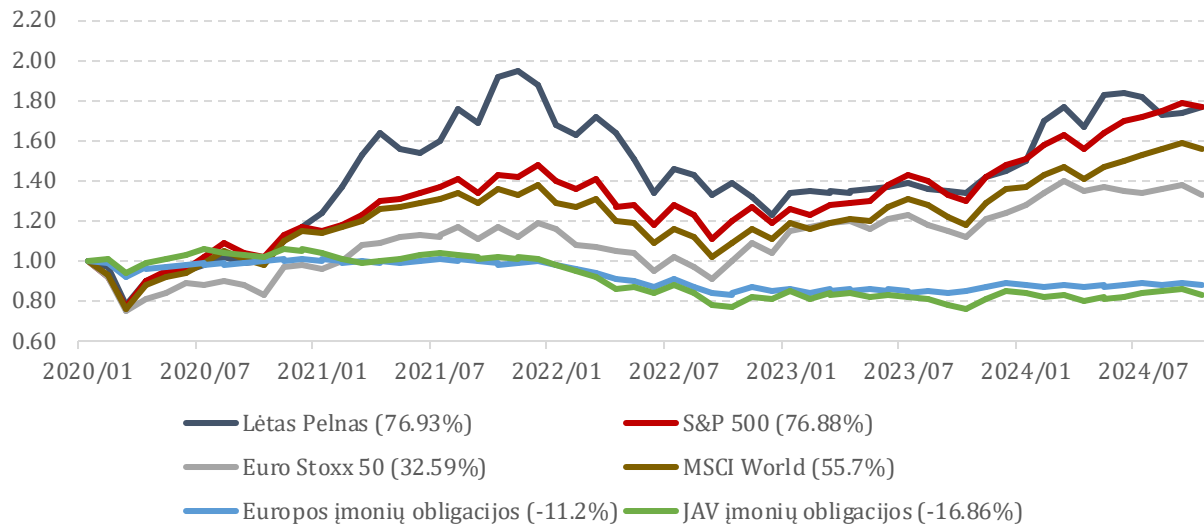
1482

Lētas peļņas

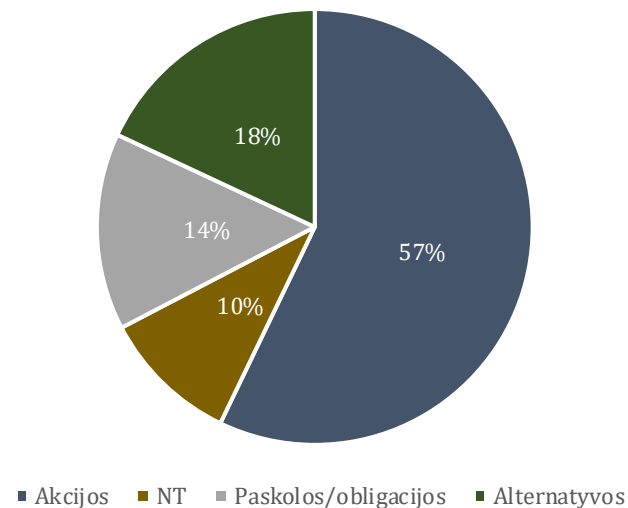
2024. gada oktobris

Lėtas pelnas investicinis krepšelis

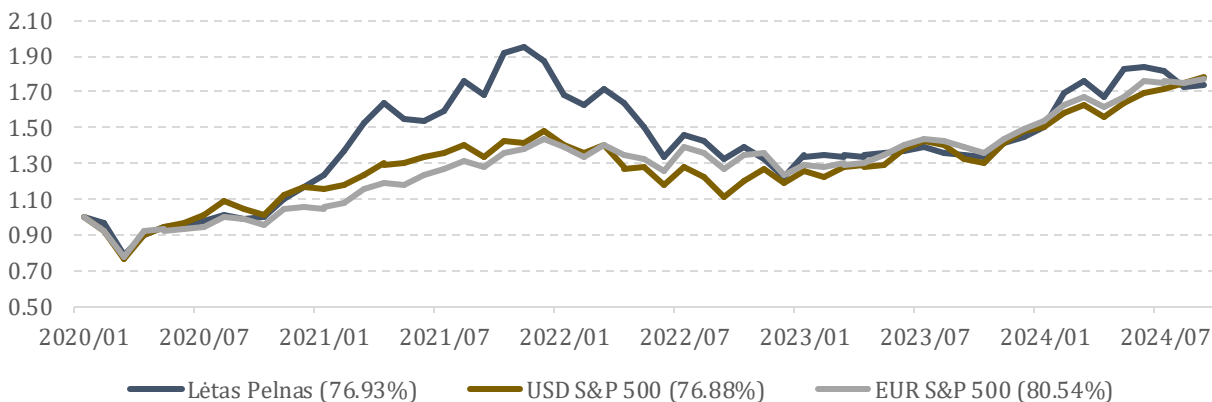
Įvairių instrumentų kainų pokyčiai nuo projekto pradžios



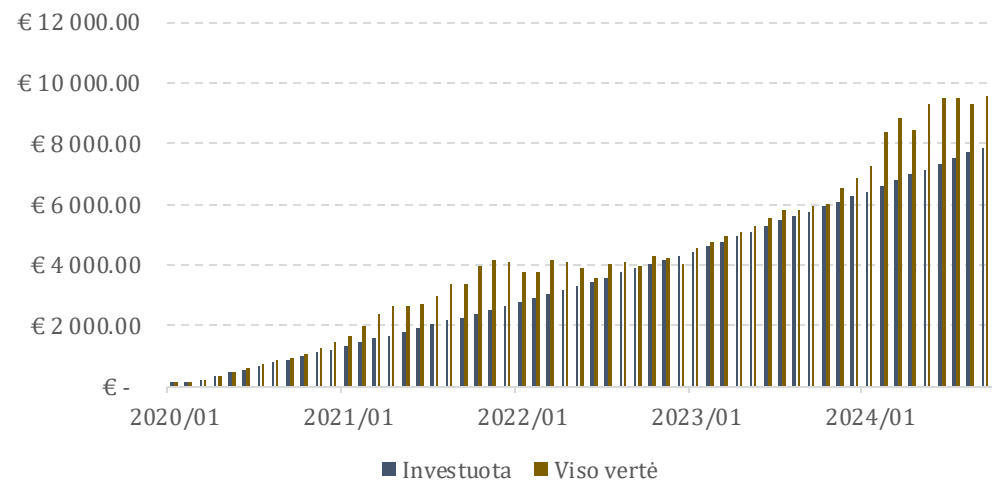
Dalis krepšelyje



S&P 500 gražos (skirtingomis valiutomis) palyginimas su LP krepšelio graža



Investuota suma ir investicijų vertė



Lėtas pelnas investicinis krepšelis

Pozicija	Įsigijimo vertė		2024-10-31	Kainos pokytis per mėnesį	Viso vertės pokytis	Dalis krepšelyje
Swedbank Fondu Fondas 100	€	691.97	€ 691.83	-0.02%	35.67%	7%
Swedbank Robur Access Edge Global	€	1 939.96	€ 2 003.43	0.70%	22.16%	20%
Baltic Horizon Fund	€	382.80	€ 349.58	-10.30%	-66.07%	4%
EFTEN United Property Fund	€	585.96	€ 652.54	7.13%	-5.21%	7%
Facebook	€	206.77	€ 212.10	-0.30%	135.67%	2%
Microsoft	€	198.22	€ 194.86	-4.45%	62.38%	2%
Home Depot	€	139.21	€ 139.26	-2.77%	54.74%	1%
Exxon Mobil	€	174.10	€ 179.17	0.03%	99.08%	2%
Chevron	€	106.79	€ 111.41	1.40%	23.79%	1%
Wells Fargo	€	144.27	€ 171.55	15.57%	90.61%	2%
Bank of America	€	93.43	€ 101.39	5.47%	12.65%	1%
Walmart	€	156.03	€ 163.25	1.70%	81.39%	2%
TSM	€	173.09	€ 195.95	10.03%	117.72%	2%
J&J	€	121.27	€ 123.36	-1.14%	2.80%	1%
Cisco	€	76.06	€ 80.99	3.49%	34.98%	1%
Apple	€	212.10	€ 213.15	-2.32%	77.63%	2%
Google	€	183.85	€ 196.12	3.68%	63.44%	2%
JPM	€	136.37	€ 148.48	5.83%	64.98%	1%
Intel	€	73.79	€ 74.91	-1.33%	-37.58%	1%
Nvidia	€	256.90	€ 330.72	10.30%	451.20%	3%
Tesla	€	76.46	€ 75.17	-4.45%	25.29%	1%
Berkshire B	€	197.01	€ 199.85	-1.40%	66.54%	2%
Mintos	€	270.28	€ 181.34	0.76%	0.00%	2%
Euro High Yield Bond Fund	€	747.16	€ 840.33	0.15%	2.35%	8%
Swedbank Robur Euro Corp Bond	€	372.98	€ 411.68	-0.34%	2.92%	4%
Ethereum	€	1 741.24	€ 1 770.91	-0.26%	72.89%	18%
Grynieji	€	92.00	€ 91.00			1%
VISO	€	9 550.06	€ 9 904.33			