

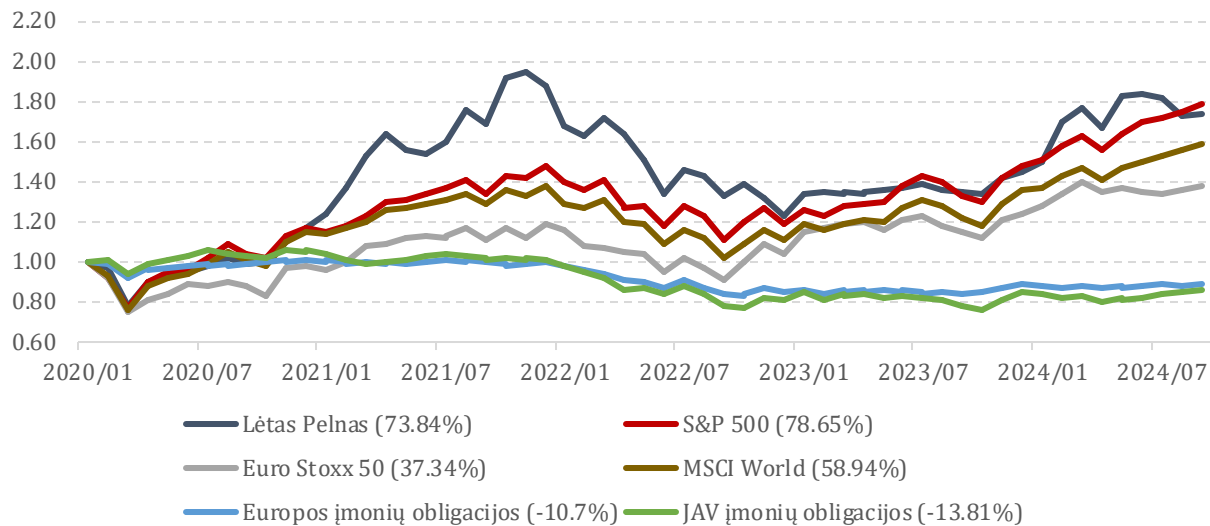
1482

Lētas peļņas

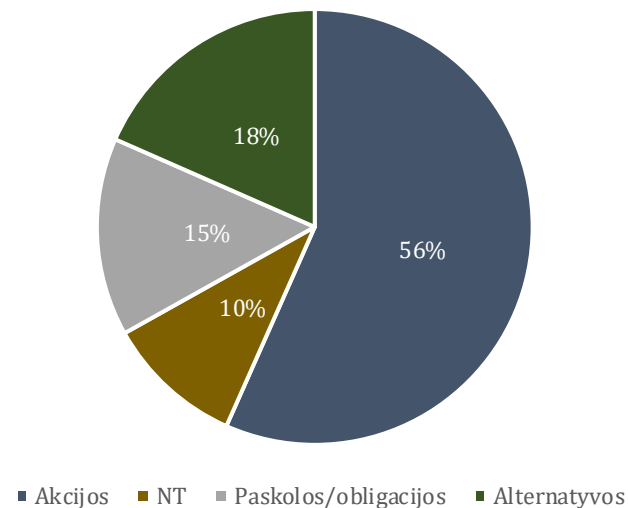
2024 rugsējis

# Lėtas pelnas investicinis krepšelis

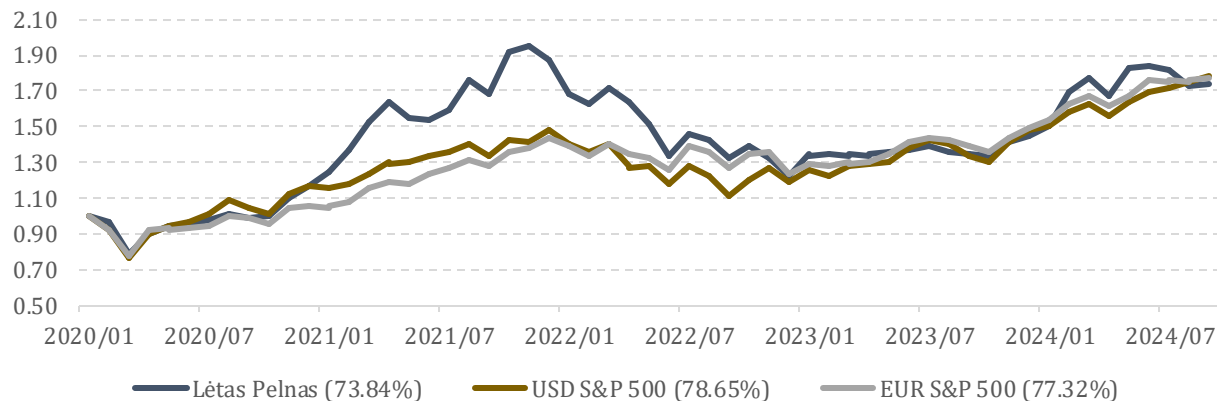
Įvairių instrumentų kainų pokyčiai nuo projekto pradžios



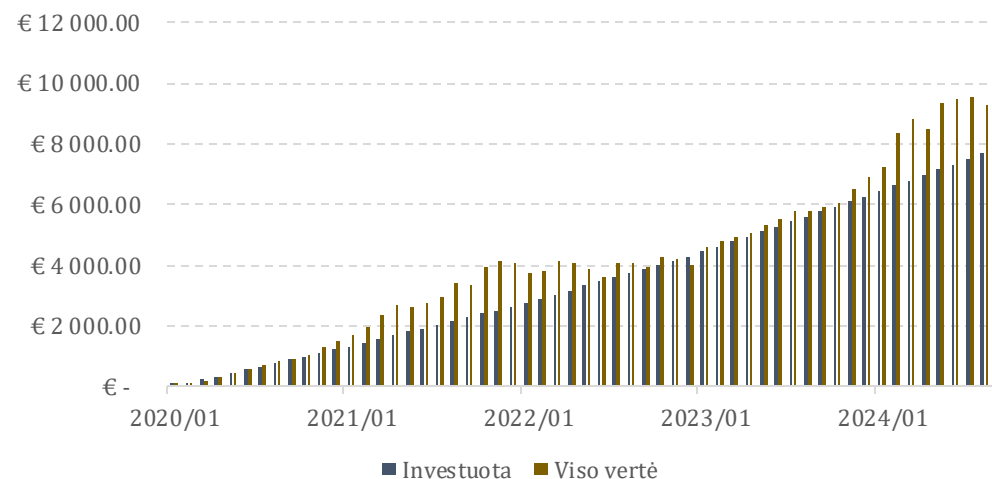
Dalis krepšelyje



S&P 500 gražos (skirtingomis valiutomis) palyginimas su LP krepšelio graža



Investuota suma ir investicijų vertė



# Lėtas pelnas investicinis krepšelis

Pozicija	Įsigijimo vertė		2024-09-30	Kainos pokytis per mėnesį	Viso vertės pokytis	Dalis krepšelyje
Swedbank Fondu Fondas 100	€	509.95	€ 691.97	0.67%	35.69%	7%
Swedbank Robur Access Edge Global	€	1 590.00	€ 1 939.96	1.01%	22.01%	20%
Baltic Horizon Fund	€	1 023.56	€ 382.80	31.47%	-62.60%	4%
EFTEN United Property Fund	€	664.98	€ 585.96	1.31%	-11.88%	6%
Facebook	€	90.00	€ 206.77	9.76%	129.74%	2%
Microsoft	€	120.00	€ 198.22	2.63%	65.18%	2%
Home Depot	€	90.00	€ 139.21	9.96%	54.68%	1%
Exxon Mobil	€	90.00	€ 174.10	-0.71%	93.45%	2%
Chevron	€	90.00	€ 106.79	-0.49%	18.66%	1%
Wells Fargo	€	90.00	€ 144.27	-3.54%	60.30%	2%
Bank of America	€	90.00	€ 93.43	-2.44%	3.81%	1%
Walmart	€	90.00	€ 156.03	4.48%	73.36%	2%
TSM	€	90.00	€ 173.09	1.23%	92.32%	2%
J&J	€	120.00	€ 121.27	-2.24%	1.06%	1%
Cisco	€	60.00	€ 76.06	6.70%	26.77%	1%
Apple	€	120.00	€ 212.10	1.63%	76.75%	2%
Google	€	120.00	€ 183.85	2.67%	53.21%	2%
JPM	€	90.00	€ 136.37	-6.23%	51.52%	1%
Intel	€	120.00	€ 73.79	5.95%	-38.51%	1%
Nvidia	€	30.00	€ 256.90	1.73%	756.33%	3%
Tesla	€	60.00	€ 76.46	22.57%	27.44%	1%
Berkshire B	€	120.00	€ 197.01	-3.55%	64.18%	2%
Mintos	€	1.39	€ 270.28	0.92%	0.00%	3%
Euro High Yield Bond Fund	€	729.01	€ 747.16	1.10%	2.49%	8%
Swedbank Robur Euro Corp Bond	€	360.00	€ 372.98	1.29%	3.61%	4%
Ethereum	€	994.27	€ 1 741.24	-4.81%	75.13%	18%
Grynieji	€	-	€ 92.00			1%
<b>VISO</b>	<b>€</b>	<b>7 553.16</b>	<b>€ 9 550.06</b>			