

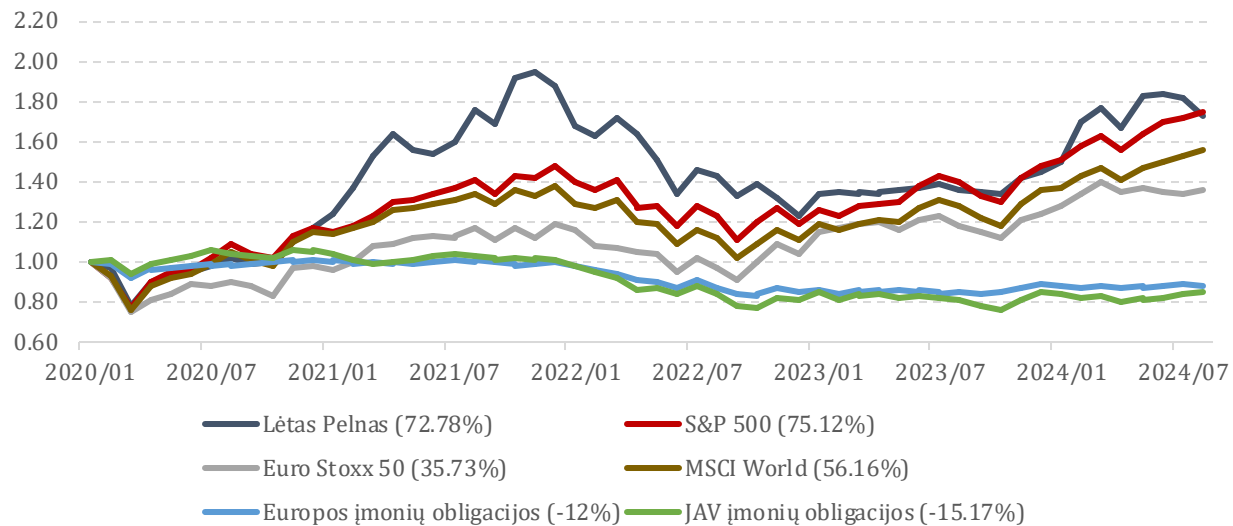
1482

Lētas peļņas

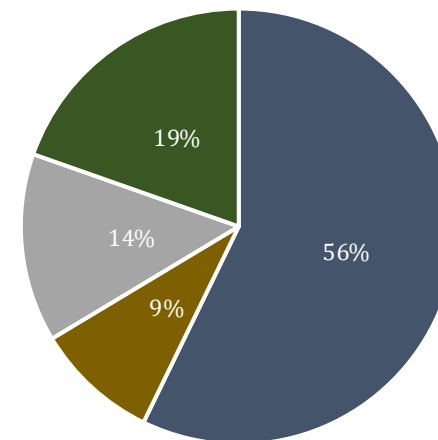
2024 rugpjūtis

Lėtas pelnas investicinis krepšelis

Įvairių instrumentų kainų pokyčiai nuo projekto pradžios

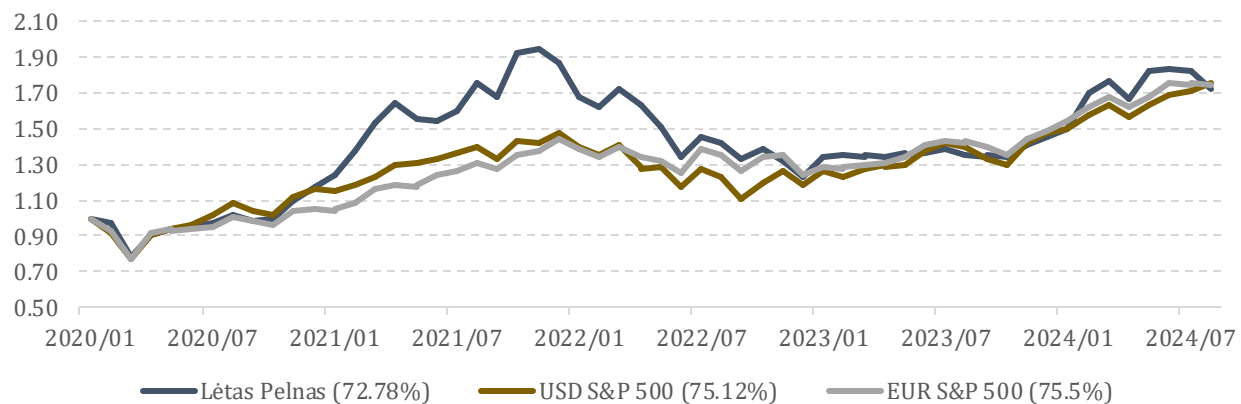


Dalis krepšelyje

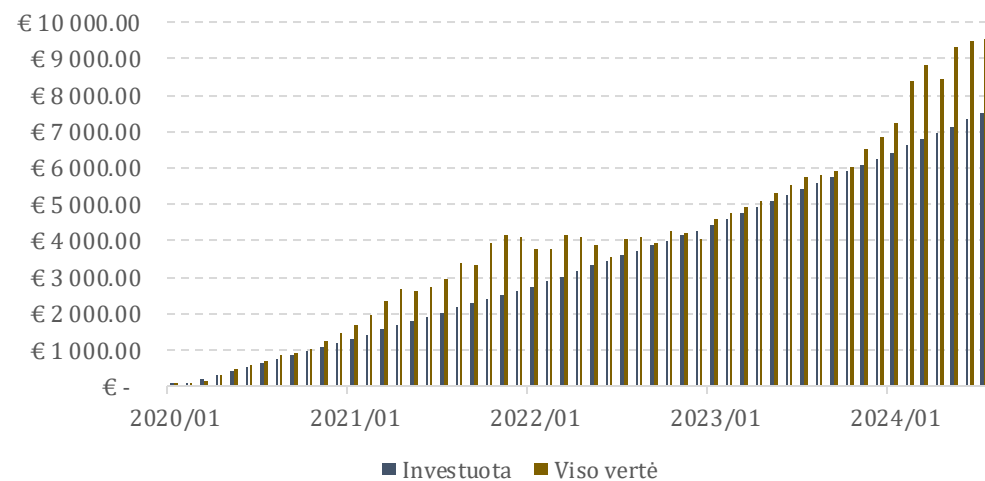


■ Akcijos ■ NT ■ Paskolos/obligacijos ■ Alternatyvos

S&P 500 gražos (skirtingomis valiutomis) palyginimas su LP krepšelio graža



Investuota suma ir investicijų vertė



Lėtas pelnas investicinis krepšelis

Pozicija	Įsigijimo vertė		2024-08-31	Kainos pokytis per mėnesį	Viso vertės pokytis	Dalis krepšelyje
Swedbank Fondu Fondas 100	€	509.95	€ 687.39	-0.32%	34.80%	7%
Swedbank Robur Access Edge Global	€	1 540.00	€ 1 870.23	0.41%	21.44%	20%
Baltic Horizon Fund	€	1 016.53	€ 284.13	-0.52%	-72.05%	3%
EFTEN United Property Fund	€	642.03	€ 555.53	-2.39%	-13.47%	6%
Facebook	€	90.00	€ 190.24	2.47%	111.38%	2%
Microsoft	€	120.00	€ 195.04	-0.29%	62.53%	2%
Home Depot	€	90.00	€ 127.84	-0.08%	42.05%	1%
Exxon Mobil	€	90.00	€ 177.08	-0.45%	96.75%	2%
Chevron	€	90.00	€ 108.38	-8.25%	20.42%	1%
Wells Fargo	€	90.00	€ 151.04	-1.72%	67.82%	2%
Bank of America	€	60.00	€ 66.66	0.35%	11.10%	1%
Walmart	€	90.00	€ 150.80	12.45%	67.56%	2%
TSM	€	90.00	€ 172.67	1.93%	91.85%	2%
J&J	€	120.00	€ 125.28	4.60%	4.40%	1%
Cisco	€	60.00	€ 71.99	0.34%	19.98%	1%
Apple	€	120.00	€ 210.76	2.39%	75.63%	2%
Google	€	120.00	€ 180.83	-5.56%	50.69%	2%
JPM	€	90.00	€ 146.85	5.19%	63.17%	2%
Intel	€	120.00	€ 70.33	-28.86%	-41.40%	1%
Nvidia	€	30.00	€ 255.02	-1.71%	750.06%	3%
Tesla	€	60.00	€ 63.00	-8.13%	5.00%	1%
Berkshire B	€	120.00	€ 206.26	8.65%	71.88%	2%
Mintos	€	93.39	€ 358.99	0.72%	284.40%	4%
Euro High Yield Bond Fund	€	581.31	€ 591.74	0.87%	1.79%	6%
Swedbank Robur Euro Corp Bond	€	320.00	€ 328.17	0.39%	2.55%	4%
Ethereum	€	964.27	€ 1 792.47	-16.68%	85.89%	19%
Grynieji	€	-	€ 147.70			2%
VISO	€	7 317.48	€ 9 286.40			