

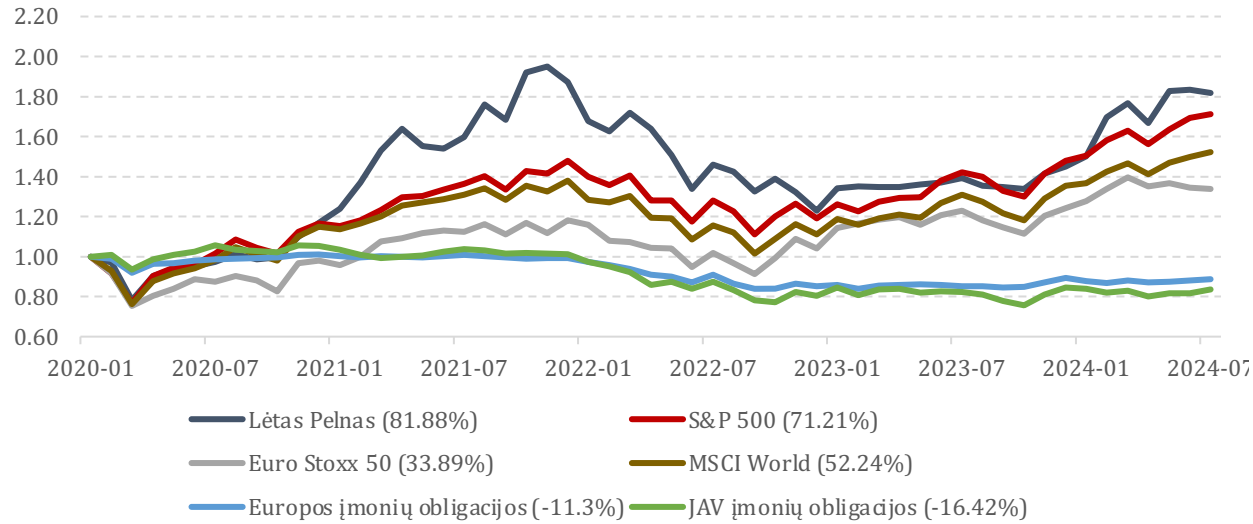
1482

Lētas peļņas

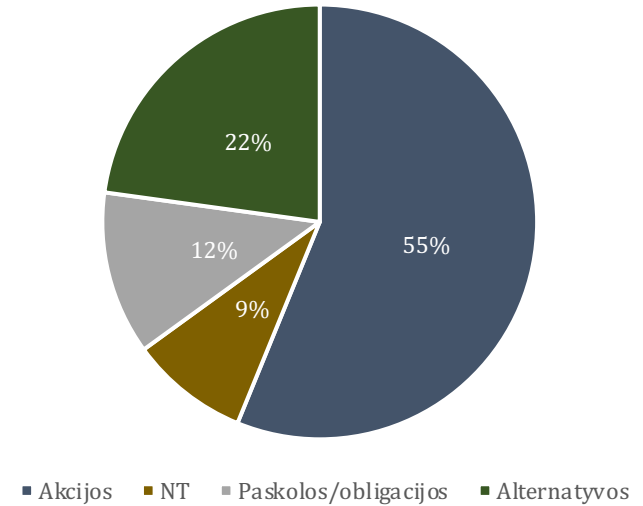
2024. gada jūlijs

# Lėtas pelnas investicinis krepšelis

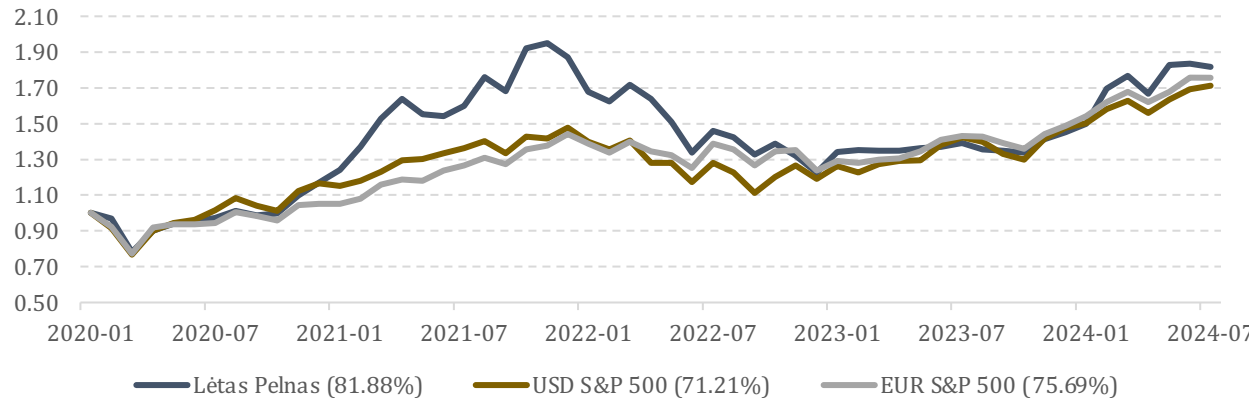
Įvairių instrumentų kainų pokyčiai nuo projekto pradžios



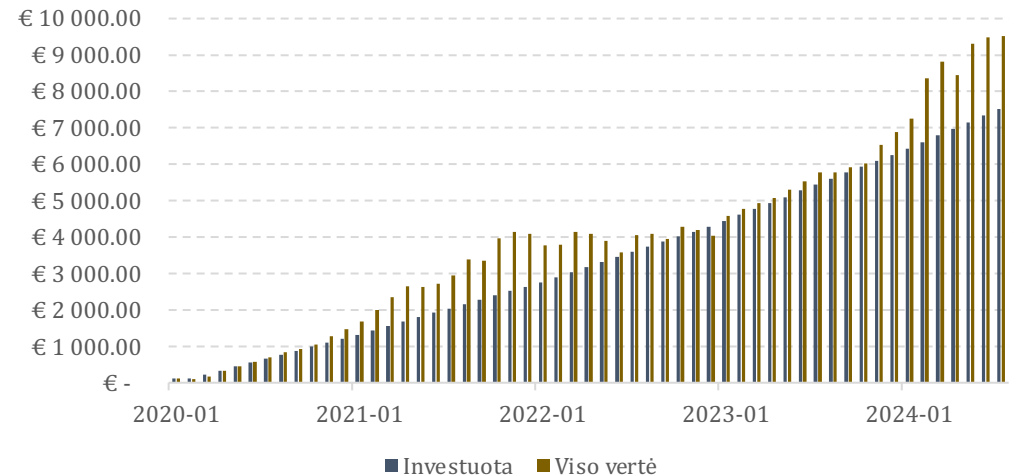
Dalis krepšelyje



S&P 500 grąžas (skirtingomis valiutomis) palyginimas su LP krepšelio grąža



Investuota suma ir investicijų vertė



# Lėtas pelnas investicinis krepšelis

Pozicija	Įsigijimo vertė		2024-07-31	Kainos pokytis per mėnesį	Viso vertės pokytis	Dalis krepšelyje
Swedbank Fondu Fondas 100	€	509.95	€ 689.63	0.28%	35.23%	7%
Swedbank Robur Access Edge Global	€	1 490.00	€ 1 812.96	0.25%	21.68%	19%
Baltic Horizon Fund	€	1 012.50	€ 281.57	-2.96%	-72.19%	3%
EFTEN United Property Fund	€	611.27	€ 537.92	0.59%	-12.00%	6%
Facebook	€	90.00	€ 190.10	0.92%	111.22%	2%
Microsoft	€	120.00	€ 200.28	-6.21%	66.90%	2%
Home Depot	€	90.00	€ 131.01	7.08%	45.56%	1%
Exxon Mobil	€	90.00	€ 182.13	2.92%	102.36%	2%
Chevron	€	90.00	€ 120.95	2.96%	34.39%	1%
Wells Fargo	€	90.00	€ 157.35	5.46%	74.83%	2%
Bank of America	€	30.00	€ 36.57	1.84%	21.90%	0%
Walmart	€	90.00	€ 137.31	1.39%	52.56%	1%
TSM	€	90.00	€ 173.46	-3.17%	92.73%	2%
J&J	€	120.00	€ 122.63	8.44%	2.19%	1%
Cisco	€	60.00	€ 73.46	4.84%	22.43%	1%
Apple	€	120.00	€ 210.76	6.26%	75.63%	2%
Google	€	120.00	€ 196.07	-6.14%	63.39%	2%
JPM	€	90.00	€ 142.94	5.65%	58.82%	2%
Intel	€	120.00	€ 101.22	-0.10%	-15.65%	1%
Nvidia	€	30.00	€ 265.67	-1.81%	785.58%	3%
Tesla	€	60.00	€ 70.21	17.58%	17.02%	1%
Berkshire B	€	120.00	€ 194.38	7.83%	61.99%	2%
Mintos	€	241.09	€ 503.08	0.68%	108.67%	5%
Euro High Yield Bond Fund	€	333.31	€ 337.64	1.69%	1.30%	4%
Swedbank Robur Euro Corp Bond	€	280.00	€ 286.97	1.74%	2.49%	3%
Ethereum	€	934.27	€ 2 116.31	-7.82%	126.52%	22%
Grynieji	€	-	€ 248.00			3%
<b>VISO</b>	<b>€</b>	<b>7 032.39</b>	<b>€ 9 520.57</b>			