

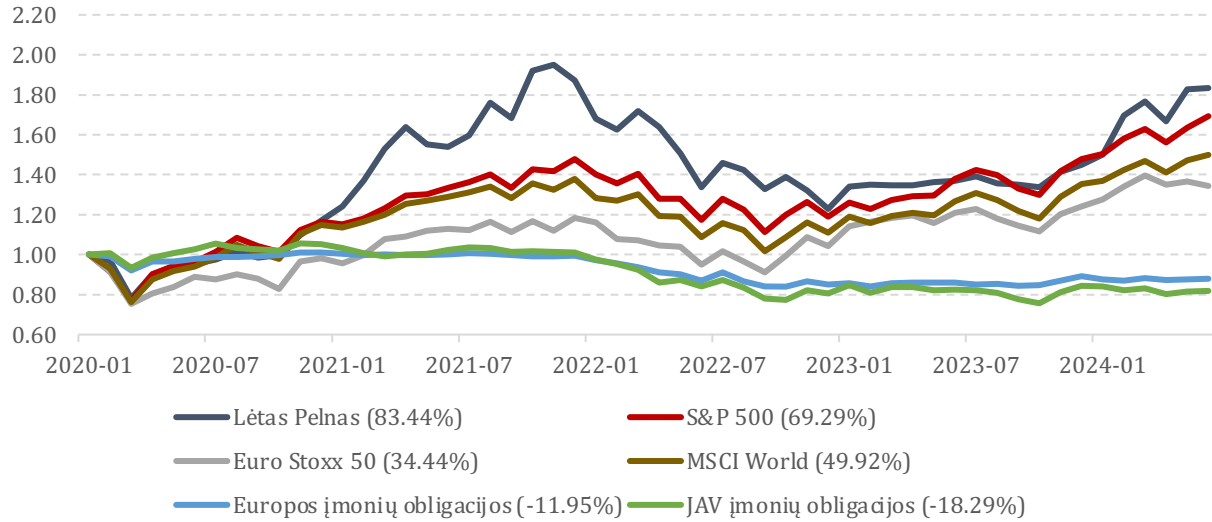
1482

Lētas peļņas

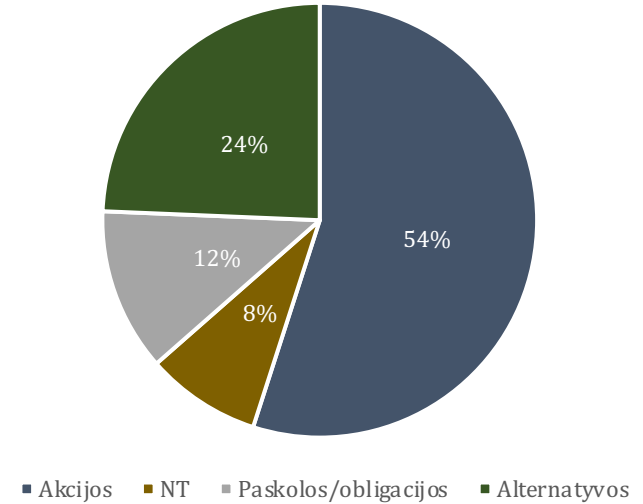
2024 birželis

# Lėtas pelnas investicinis krepšelis

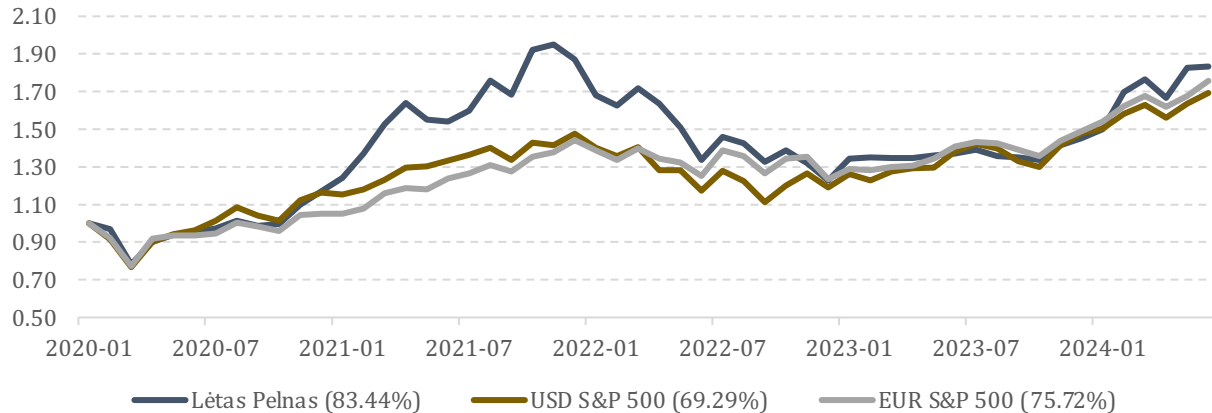
Įvairių instrumentų kainų pokyčiai nuo projekto pradžios



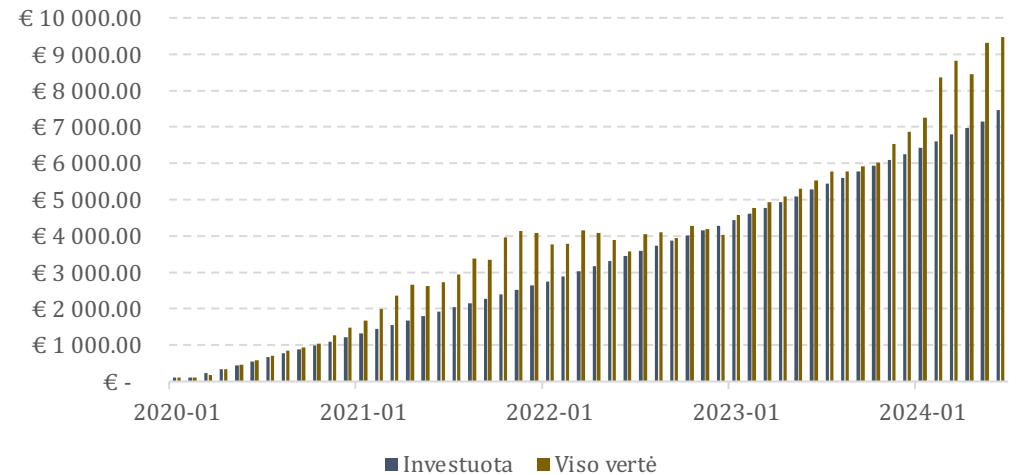
Dalis krepšelyje



S&P 500 gražos (skirtingomis valiutomis) palyginimas su LP krepšelio graža



Investuota suma ir investicijų vertė



# Lėtas pelnas investicinis krepšelis

Pozicija	Įsigijimo vertė		2024-06-30	Kainos pokytis per mėnesį	Viso vertės pokytis	Dalis krepšelyje
Swedbank Fondu Fondas 100	€	509.95	€ 687.71	3.45%	34.86%	7%
Swedbank Robur Access Edge Global	€	1 440.00	€ 1 758.39	4.10%	22.11%	19%
Baltic Horizon Fund	€	1 005.91	€ 283.66	-10.96%	-71.80%	3%
EFTEN United Property Fund	€	587.99	€ 511.50	-3.10%	-13.01%	5%
Facebook	€	90.00	€ 190.53	8.01%	111.70%	2%
Microsoft	€	90.00	€ 183.71	7.65%	104.12%	2%
Home Depot	€	90.00	€ 123.76	2.89%	37.51%	1%
Exxon Mobil	€	90.00	€ 178.99	-1.76%	98.88%	2%
Chevron	€	90.00	€ 118.82	-3.61%	32.02%	1%
Wells Fargo	€	90.00	€ 150.91	-5.91%	67.68%	2%
Bank of America	€	30.00	€ 36.32	-0.60%	21.08%	0%
Walmart	€	90.00	€ 136.98	2.82%	52.20%	1%
TSM	€	90.00	€ 181.19	14.65%	101.33%	2%
J&J	€	120.00	€ 114.39	-0.43%	-4.67%	1%
Cisco	€	60.00	€ 70.87	2.13%	18.12%	1%
Apple	€	120.00	€ 200.63	9.42%	67.19%	2%
Google	€	120.00	€ 211.29	6.42%	76.07%	2%
JPM	€	90.00	€ 136.85	-0.22%	52.06%	1%
Intel	€	120.00	€ 102.49	0.49%	-14.60%	1%
Nvidia	€	30.00	€ 273.67	12.11%	812.22%	3%
Tesla	€	60.00	€ 60.40	11.48%	0.67%	1%
Berkshire B	€	120.00	€ 182.34	-1.86%	51.95%	2%
Mintos	€	489.09	€ 745.99	0.91%	52.53%	8%
Euro High Yield Bond Fund	€	138.00	€ 137.32	0.41%	-0.49%	1%
Swedbank Robur Euro Corp Bond	€	240.00	€ 242.23	0.74%	0.93%	3%
Ethereum	€	904.27	€ 2 258.70	-8.88%	149.78%	24%
Grynieji	€	-	€ 195.31			2%
<b>VISO</b>	<b>€</b>	<b>6 905.21</b>	<b>€ 9 474.94</b>			