

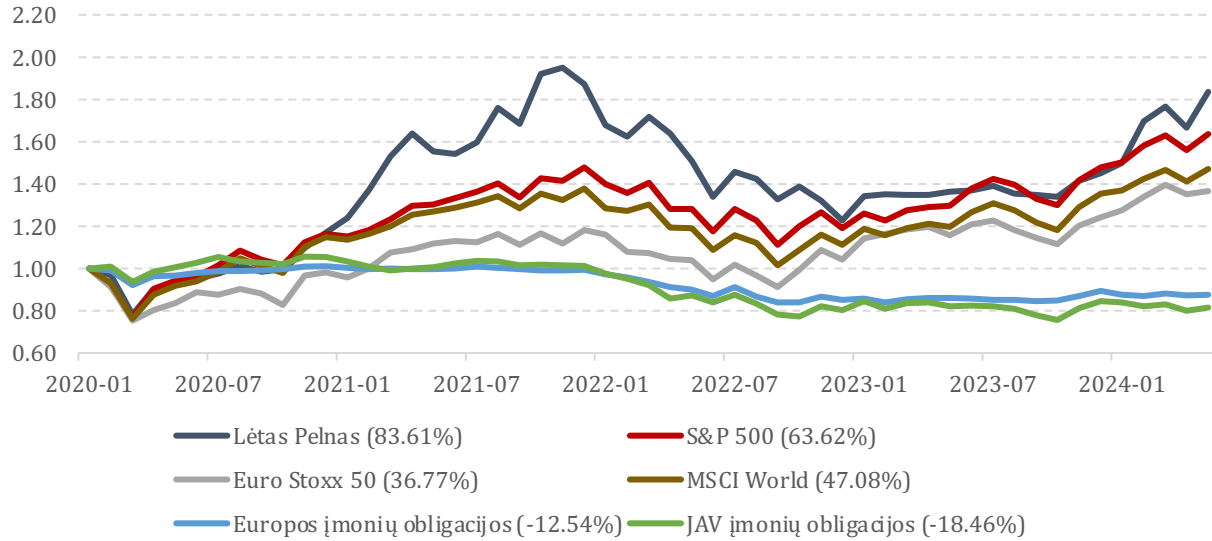
1482

Lētas peļņas

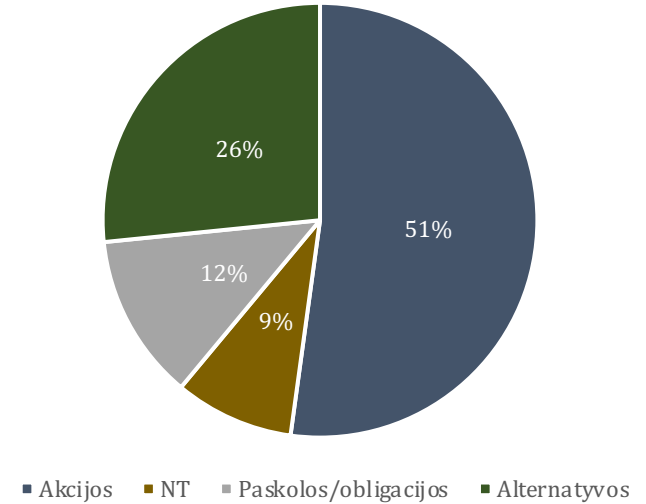
2024. g. gegužē

Lėtas pelnas investicinis krepšelis

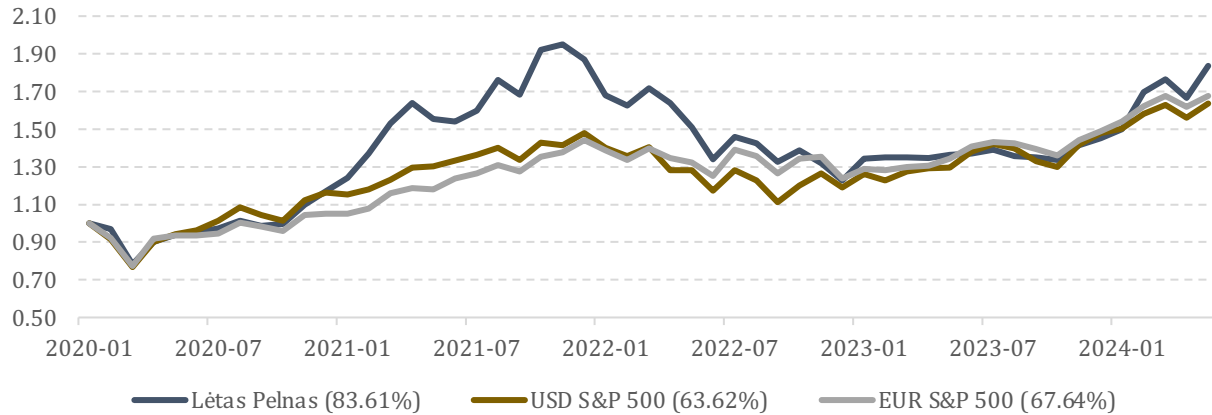
Įvairių instrumentų kainų pokyčiai nuo projekto pradžios



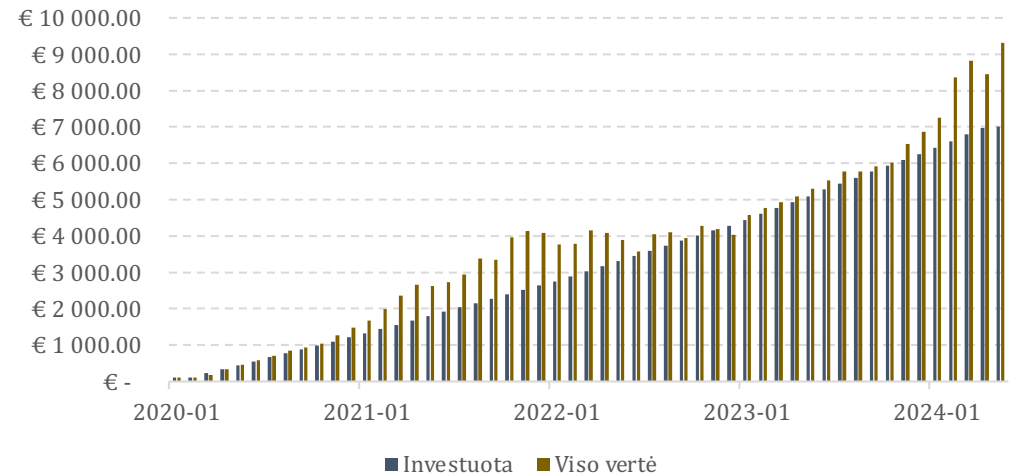
Dalis krepšelyje



S&P 500 gražos (skirtingomis valiutomis) palyginimas su LP krepšelio graža



Investuota suma ir investicijų vertė



Lētas pelnas investīcinis krepšelis

Pozīcija	Išgājuma vērtē		2024-05-31	Kainos pokytis per mēnesi	Viso vērtēs pokytis	Dalis krepšelye
Swedbank Fondu Fondas 100	€	509.95	€ 664.78	2.19%	30.36%	7%
Swedbank Robur Access Edge Global	€	1 390.00	€ 1 640.14	1.95%	18.00%	18%
Baltic Horizon Fund	€	1 005.91	€ 318.57	-2.67%	-68.33%	3%
EFTEN United Property Fund	€	556.39	€ 495.88	-0.02%	-10.88%	5%
Facebook	€	90.00	€ 174.01	8.37%	93.34%	2%
Microsoft	€	90.00	€ 168.33	6.65%	87.04%	2%
Home Depot	€	90.00	€ 118.65	0.13%	31.83%	1%
Exxon Mobil	€	90.00	€ 179.73	-1.01%	99.70%	2%
Chevron	€	90.00	€ 121.60	-0.18%	35.11%	1%
Wells Fargo	€	90.00	€ 158.21	0.55%	75.79%	2%
Bank of America	€	30.00	€ 36.05	7.87%	20.16%	0%
Walmart	€	90.00	€ 131.42	10.80%	46.02%	1%
TSM	€	90.00	€ 155.90	9.72%	73.22%	2%
J&J	€	120.00	€ 113.33	1.27%	-5.56%	1%
Cisco	€	60.00	€ 68.45	-1.46%	14.09%	1%
Apple	€	90.00	€ 147.77	11.44%	64.19%	2%
Google	€	120.00	€ 195.85	4.95%	63.21%	2%
JPM	€	90.00	€ 135.29	5.41%	50.32%	1%
Intel	€	120.00	€ 100.61	1.25%	-16.16%	1%
Nvidia	€	30.00	€ 240.80	26.61%	702.65%	3%
Tesla	€	60.00	€ 53.45	-3.38%	-10.92%	1%
Berkshire B	€	120.00	€ 183.27	4.46%	52.73%	2%
Mintos	€	684.40	€ 932.79	0.60%	36.29%	10%
Swedbank Robur Euro Corp Bond	€	200.00	€ 200.45	0.39%	0.22%	2%
Ethereum	€	874.27	€ 2 441.50	27.19%	179.26%	26%
Grynieji	€	-	€ 138.00			1%
VISO	€	6 780.92	€ 9 314.80			