

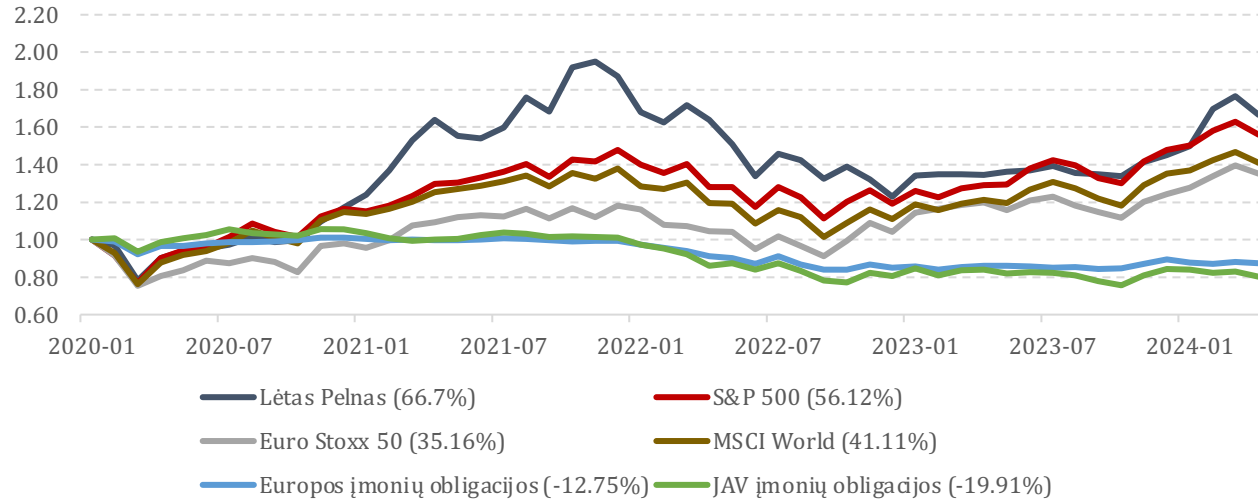
1482

Lētas peļņas

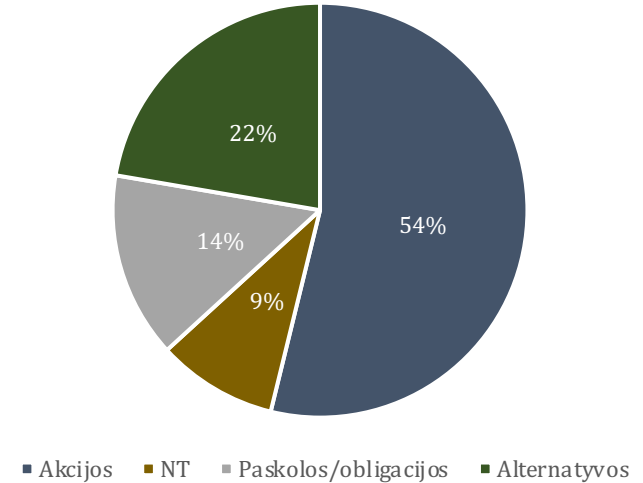
2024 balandis

Lėtas pelnas investicinis krepšelis

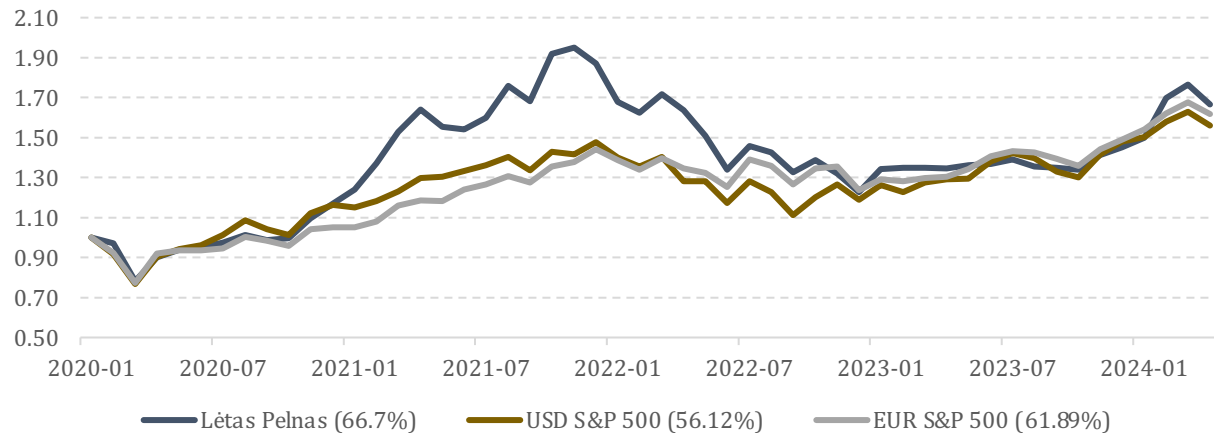
Įvairių instrumentų kainų pokyčiai nuo projekto pradžios



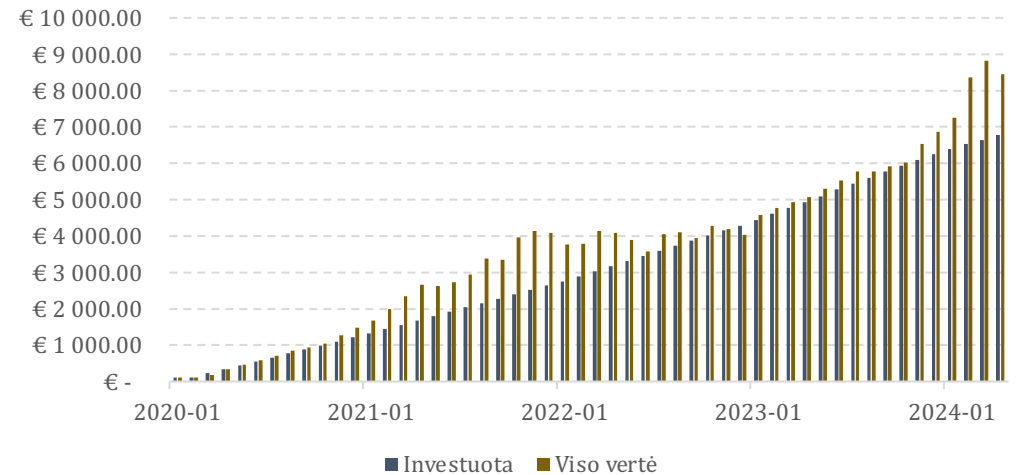
Dalis krepšelyje



S&P 500 grąžas (skirtingomis valiutomis) palyginimas su LP krepšelio grąža



Investuota suma ir investicijų vertė



Lėtas pelnas investicinis krepšelis

| Pozicija | Įsigijimo vertė | | 2024-04-30 | Kainos pokytis per mėnesį | Viso vertės pokytis | Dalis krepšelyje |
|-----------------------------------|-----------------|-----------------|-------------------|---------------------------|---------------------|------------------|
| Swedbank Fondu Fondas 100 | € | 509.95 | € 650.52 | -2.80% | 27.56% | 8% |
| Swedbank Robur Access Edge Global | € | 1 340.00 | € 1 559.98 | -2.01% | 16.42% | 18% |
| Baltic Horizon Fund | € | 1 000.52 | € 321.90 | -3.54% | -67.83% | 4% |
| EFTEN United Property Fund | € | 531.82 | € 472.00 | -3.03% | -11.25% | 6% |
| Facebook | € | 90.00 | € 162.57 | -11.46% | 80.63% | 2% |
| Microsoft | € | 90.00 | € 159.82 | -7.30% | 77.57% | 2% |
| Home Depot | € | 90.00 | € 119.97 | -12.94% | 33.30% | 1% |
| Exxon Mobil | € | 90.00 | € 183.84 | 2.00% | 104.27% | 2% |
| Chevron | € | 90.00 | € 123.34 | 3.17% | 37.04% | 1% |
| Wells Fargo | € | 90.00 | € 159.31 | 2.95% | 77.01% | 2% |
| Bank of America | € | 30.00 | € 33.83 | -2.11% | 12.78% | 0% |
| Walmart | € | 90.00 | € 120.09 | -1.25% | 33.43% | 1% |
| TSM | € | 90.00 | € 143.87 | 1.45% | 59.85% | 2% |
| J&J | € | 120.00 | € 113.31 | -8.47% | -5.58% | 1% |
| Cisco | € | 60.00 | € 70.34 | -5.52% | 17.23% | 1% |
| Apple | € | 90.00 | € 134.26 | 0.95% | 49.18% | 2% |
| Google | € | 120.00 | € 188.94 | 8.92% | 57.45% | 2% |
| JPM | € | 90.00 | € 129.95 | -3.91% | 44.39% | 2% |
| Intel | € | 90.00 | € 70.65 | -31.01% | -21.49% | 1% |
| Nvidia | € | 30.00 | € 192.56 | -3.45% | 541.88% | 2% |
| Tesla | € | 60.00 | € 56.01 | 4.95% | -6.65% | 1% |
| Berkshire B | € | 120.00 | € 177.65 | -5.63% | 48.04% | 2% |
| Mintos | € | 822.40 | € 1 064.36 | 0.84% | 29.42% | 13% |
| Swedbank Robur Euro Corp Bond | € | 160.00 | € 160.01 | -0.81% | 0.01% | 2% |
| Ethereum | € | 844.27 | € 1 885.74 | -18.02% | 123.36% | 22% |
| Grynieji | € | - | € - | | | |
| VISO | € | 6 738.96 | € 8 454.81 | | | |