

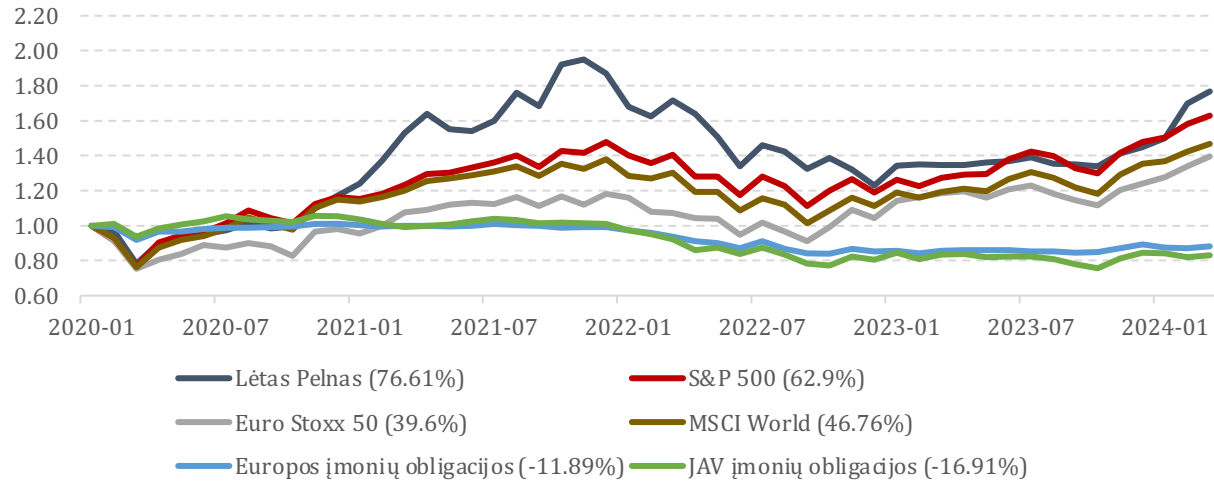
1482

Lētas peļņas

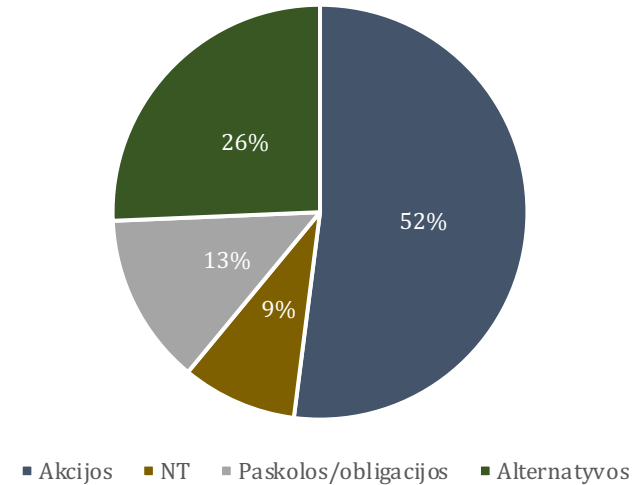
2024 kovas

Lėtas pelnas investicinis krepšelis

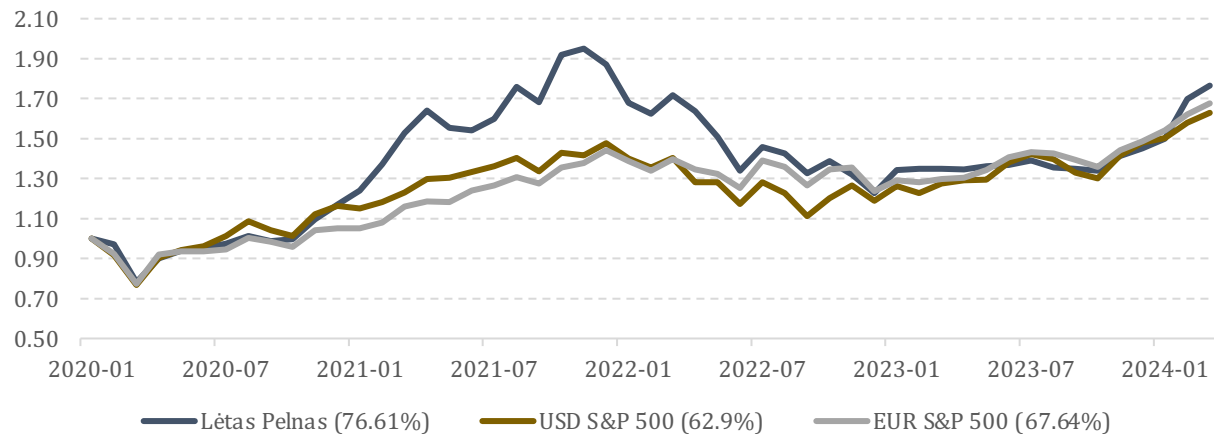
Įvairių instrumentų kainų pokyčiai nuo projekto pradžios



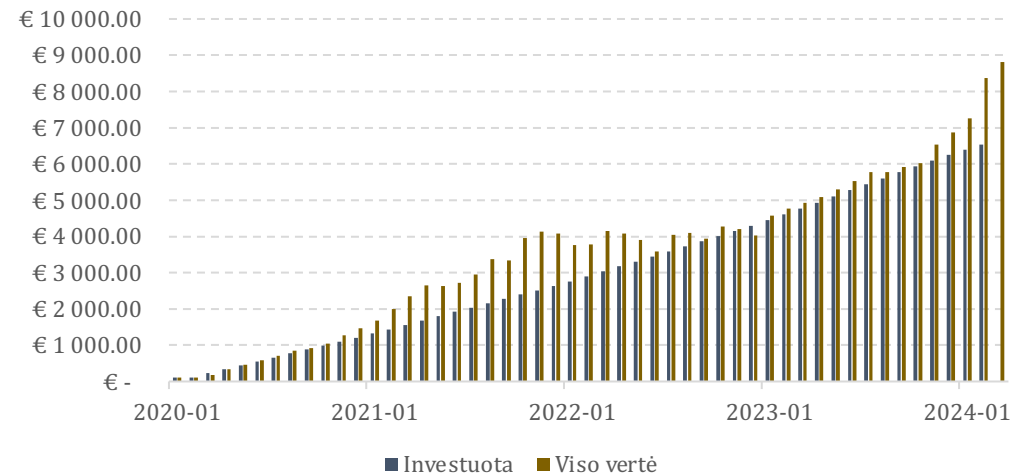
Dalis krepšelyje



S&P 500 grąžas (skirtingomis valiutomis) palyginimas su LP krepšelio grąža



Investuota suma ir investicijų vertė



Lėtas pelnas investicinis krepšelis

Pozicija	Įsigijimo vertė		2024-03-31	Kainos pokytis per mėnesį	Viso vertės pokytis	Dalis krepšelyje
Swedbank Fondu Fondas 100	€	509.95	€ 669.23	3.45%	31.23%	8%
Swedbank Robur Access Edge Global	€	1 290.00	€ 1 541.39	3.18%	19.49%	17%
Baltic Horizon Fund	€	995.40	€ 328.73	-2.20%	-66.98%	4%
EFTEN United Property Fund	€	507.22	€ 462.00	-1.20%	-8.92%	5%
Facebook	€	60.00	€ 144.47	-3.11%	140.78%	2%
Microsoft	€	90.00	€ 171.15	1.34%	90.16%	2%
Home Depot	€	90.00	€ 136.78	-0.17%	51.98%	2%
Exxon Mobil	€	90.00	€ 178.92	9.66%	98.80%	2%
Chevron	€	90.00	€ 118.67	3.09%	31.86%	1%
Wells Fargo	€	90.00	€ 153.61	5.25%	70.67%	2%
Bank of America	€	30.00	€ 34.31	9.95%	14.37%	0%
Walmart	€	90.00	€ 120.71	2.78%	34.12%	1%
TSM	€	90.00	€ 140.77	0.80%	56.41%	2%
J&J	€	120.00	€ 122.89	-2.30%	2.41%	1%
Cisco	€	60.00	€ 73.91	3.67%	23.18%	1%
Apple	€	90.00	€ 132.03	-4.43%	46.70%	1%
Google	€	120.00	€ 172.20	10.05%	43.50%	2%
JPM	€	90.00	€ 134.25	8.05%	49.17%	2%
Intel	€	90.00	€ 101.66	0.55%	12.95%	1%
Nvidia	€	30.00	€ 197.99	9.06%	559.98%	2%
Tesla	€	60.00	€ 52.97	-13.46%	-11.71%	1%
Berkshire B	€	120.00	€ 186.87	3.37%	55.73%	2%
Mintos	€	822.40	€ 1 055.45	0.92%	28.34%	12%
Swedbank Robur Euro Corp Bond	€	120.00	€ 121.23	1.39%	1.02%	1%
Ethereum	€	814.27	€ 2 261.93	6.00%	177.79%	26%
Grynieji	€	-	€ 3.50			
VISO	€	6 559.24	€ 8 817.62			