

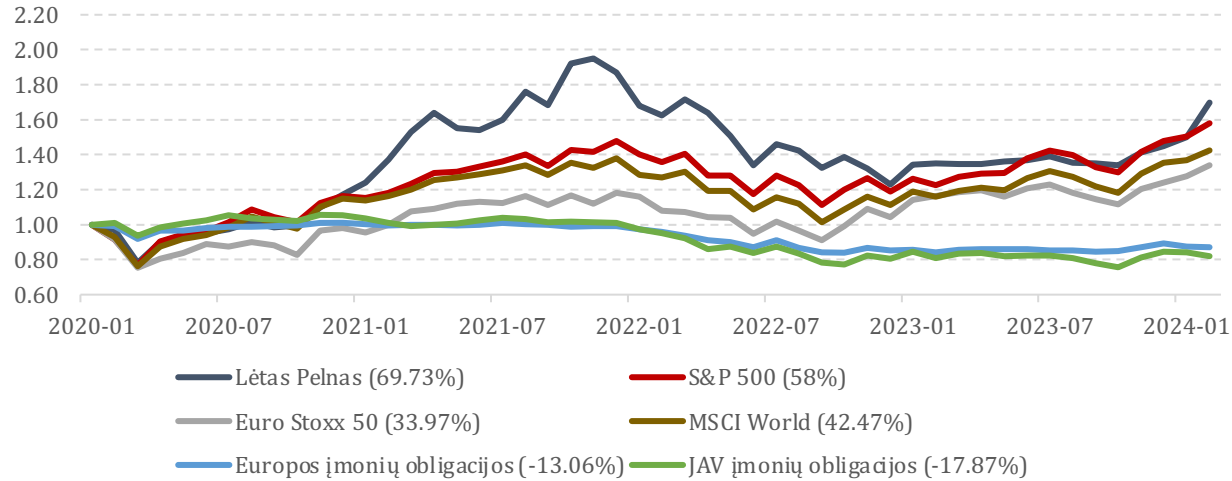
1482

Lētas peļņas

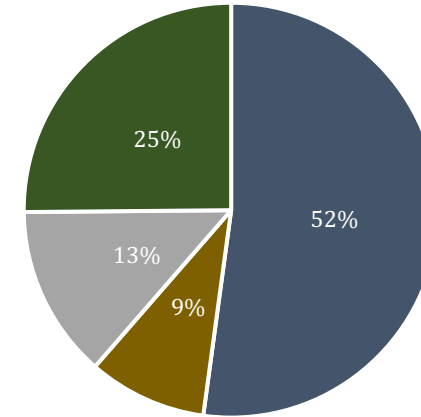
2024 vasaris

Lėtas pelnas investicinis krepšelis

Įvairių instrumentų kainų pokyčiai nuo projekto pradžios

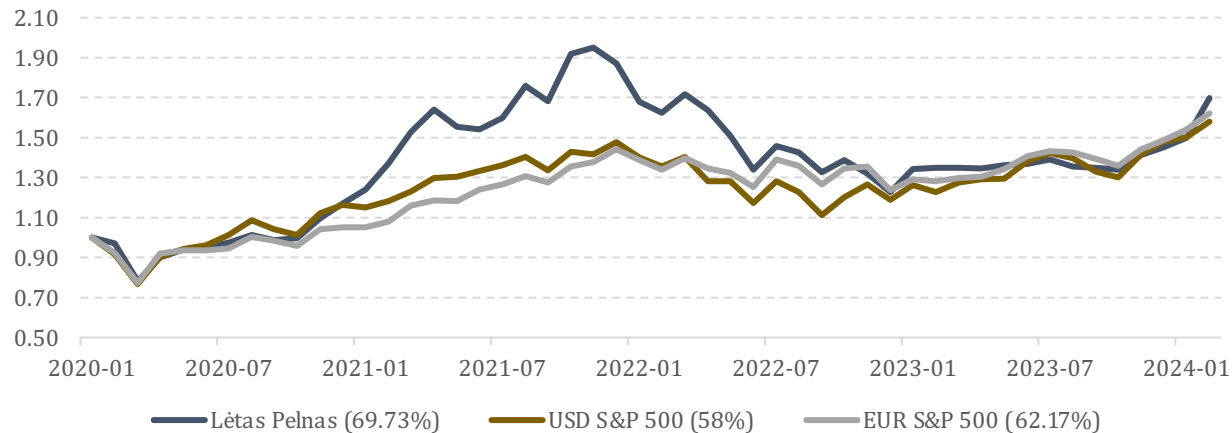


Dalis krepšelyje

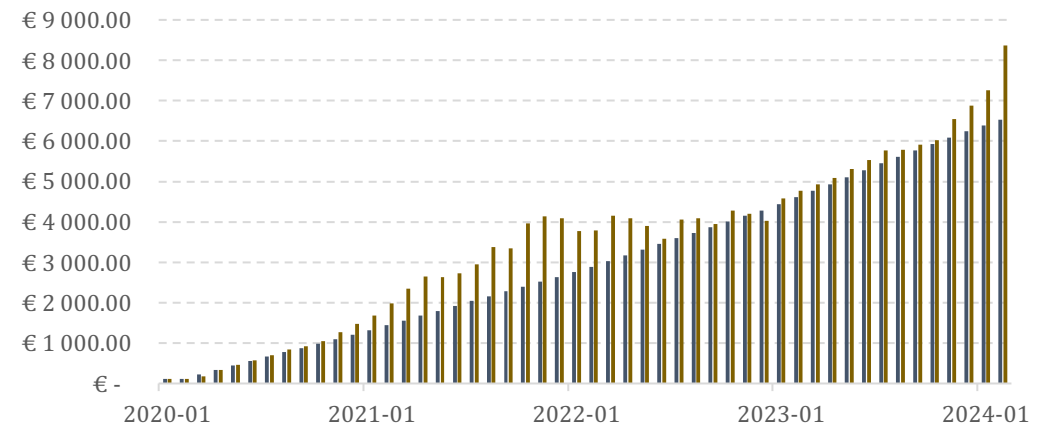


■ Akcijos ■ NT ■ Paskolos/obligacijos ■ Alternatyvos

S&P 500 grąžas (skirtingomis valiutomis) palyginimas su LP krepšelio grąža



Investuota suma ir investicijų vertė



■ Investuota ■ Viso vertė

Lėtas pelnas investicinis krepšelis

Pozicija	Įsigijimo vertė		2024-02-29	Kainos pokytis per mėnesį	Viso vertės pokytis	Dalis krepšelyje
Swedbank Fondu Fondas 100	€	509.95	€ 646.90	5.14%	26.86%	8%
Swedbank Robur Access Edge Global	€	1 240.00	€ 1 444.19	3.96%	16.47%	17%
Baltic Horizon Fund	€	990.04	€ 330.72	-1.40%	-66.60%	4%
EFTEN United Property Fund	€	482.02	€ 442.55	-2.90%	-8.19%	5%
Facebook	€	60.00	€ 148.71	27.84%	147.85%	2%
Microsoft	€	90.00	€ 168.43	4.27%	87.14%	2%
Home Depot	€	90.00	€ 136.65	8.91%	51.83%	2%
Exxon Mobil	€	90.00	€ 162.73	2.97%	80.81%	2%
Chevron	€	90.00	€ 114.80	3.73%	27.56%	1%
Wells Fargo	€	90.00	€ 145.55	9.63%	61.72%	2%
Walmart	€	90.00	€ 117.13	6.31%	30.14%	1%
TSM	€	90.00	€ 139.28	19.64%	54.75%	2%
J&J	€	120.00	€ 125.45	2.04%	4.54%	1%
Cisco	€	60.00	€ 71.10	-3.95%	18.50%	1%
Apple	€	90.00	€ 137.78	-2.89%	53.09%	2%
Google	€	120.00	€ 156.05	-2.14%	30.04%	2%
JPM	€	90.00	€ 123.91	6.23%	37.68%	1%
Intel	€	90.00	€ 100.83	1.20%	12.04%	1%
Nvidia	€	30.00	€ 181.05	33.89%	503.51%	2%
Tesla	€	60.00	€ 61.05	8.02%	1.75%	1%
Berkshire B	€	120.00	€ 180.30	6.06%	50.25%	2%
Mintos	€	822.40	€ 1 045.80	0.82%	27.16%	13%
Swedbank Robur Euro Corp Bond	€	80.00	€ 79.92	-0.72%	-0.10%	1%
Ethereum	€	784.27	€ 2 102.93	48.22%	168.14%	25%
Grynieji	€	-	€ -			
VISO	€	6 378.68	€ 8 363.81			