

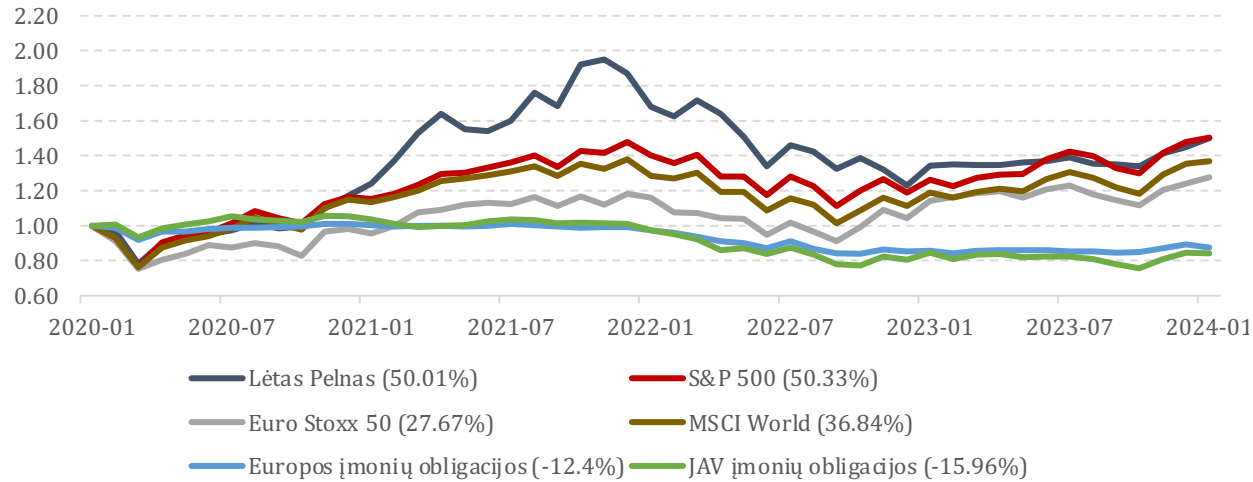
1482

Lētas peļņas

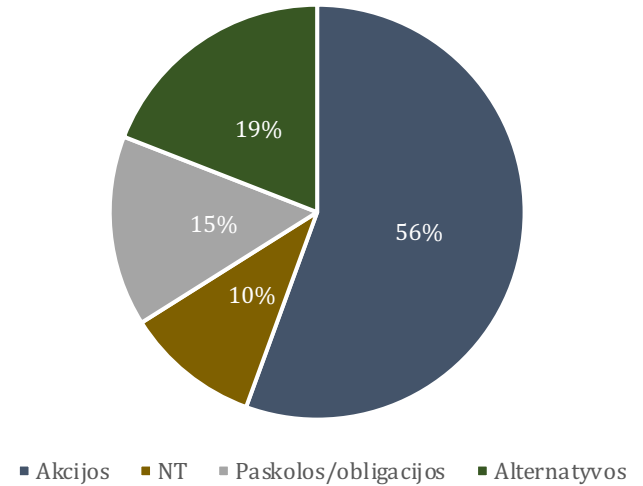
2024 sauis

# Lėtas pelnas investicinis krepšelis

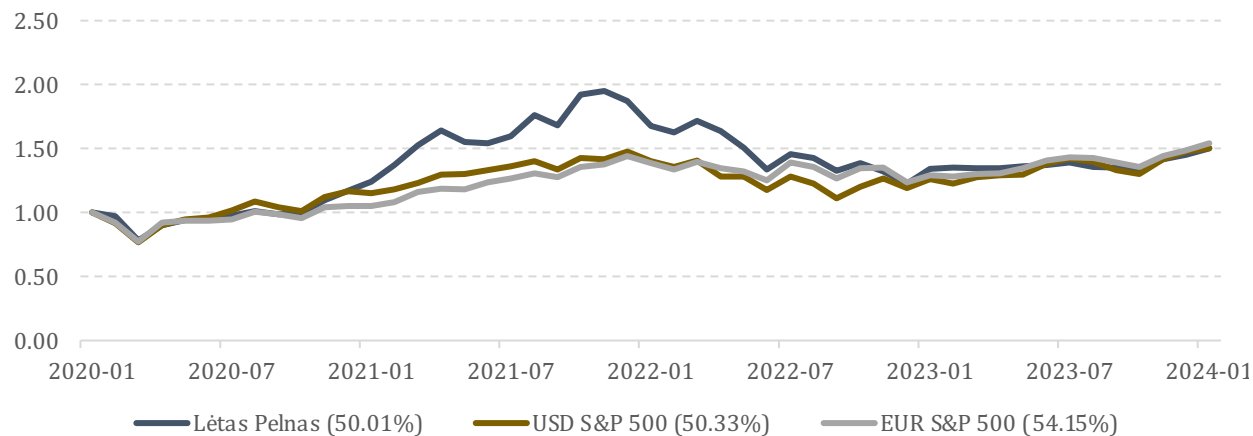
Įvairių instrumentų kainų pokyčiai nuo projekto pradžios



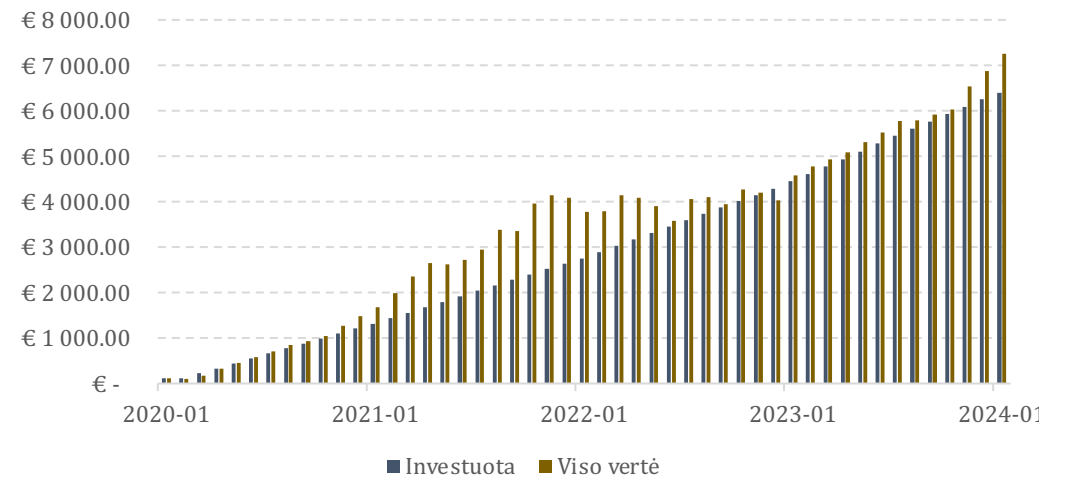
Dalis krepšelyje



S&P 500 grąžas (skirtingomis valiutomis) palyginimas su LP krepšelio grąža



Investuota suma ir investicijų vertė



# Lėtas pelnas investicinis krepšelis

Pozicija	Įsigijimo vertė		2024-01-31	Kainos pokytis per mėnesį	Viso vertės pokytis	Dalis krepšelyje
Swedbank Fondu Fondas 100	€	509.95	€ 615.28	5.67%	20.66%	8%
Swedbank Robur Access Edge Global	€	1 190.00	€ 1 340.36	3.09%	12.64%	18%
Baltic Horizon Fund	€	985.88	€ 331.21	2.38%	-66.40%	5%
EFTEN United Property Fund	€	456.22	€ 429.95	-1.01%	-5.76%	6%
Facebook	€	60.00	€ 116.21	11.10%	93.68%	2%
Microsoft	€	90.00	€ 161.37	5.80%	79.30%	2%
Home Depot	€	90.00	€ 125.34	2.00%	39.27%	2%
Exxon Mobil	€	90.00	€ 157.88	2.81%	75.42%	2%
Chevron	€	90.00	€ 110.57	-1.17%	22.85%	2%
Wells Fargo	€	60.00	€ 99.98	1.97%	66.64%	1%
Walmart	€	90.00	€ 110.06	4.89%	22.29%	2%
TSM	€	90.00	€ 116.29	8.80%	29.22%	2%
J&J	€	120.00	€ 122.82	1.51%	2.35%	2%
Cisco	€	60.00	€ 73.94	-0.55%	23.24%	1%
Apple	€	90.00	€ 141.73	-4.06%	57.48%	2%
Google	€	120.00	€ 159.31	0.23%	32.76%	2%
JPM	€	90.00	€ 116.52	2.61%	29.47%	2%
Intel	€	90.00	€ 99.54	-13.69%	10.60%	1%
Nvidia	€	30.00	€ 135.09	25.12%	350.30%	2%
Tesla	€	60.00	€ 56.46	-24.65%	-5.90%	1%
Berkshire B	€	120.00	€ 169.83	7.56%	41.52%	2%
Mintos	€	822.40	€ 1 037.28	1.07%	26.13%	14%
Swedbank Robur Euro Corp Bond	€	40.00	€ 40.21	0.10%	0.51%	1%
Ethereum	€	754.27	€ 1 383.05	1.71%	83.36%	19%
Grynieji	€	-	€ -			
<b>VISO</b>	<b>€</b>	<b>6 198.72</b>	<b>€ 7 250.27</b>			