

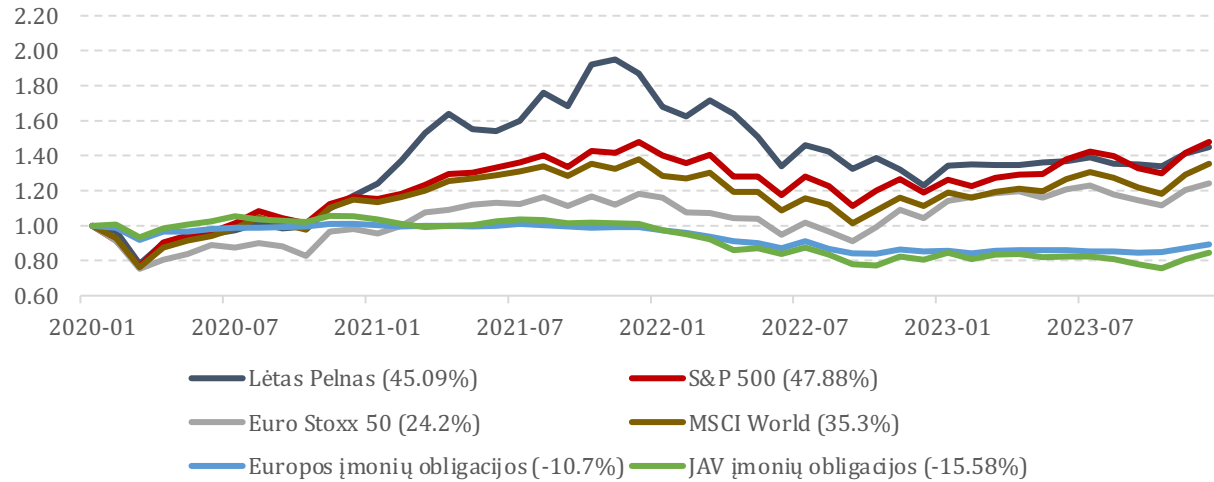
1482

Lētas peļņas

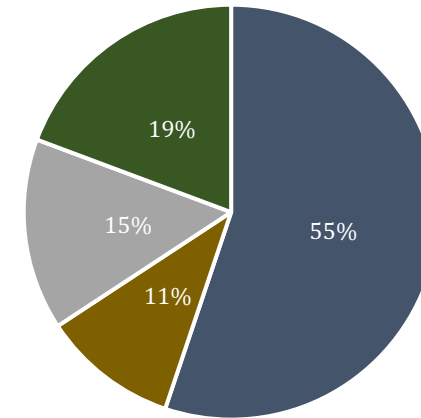
2023. gada decembris

Lėtas pelnas investicinis krepšelis

Įvairių instrumentų kainų pokyčiai nuo projekto pradžios

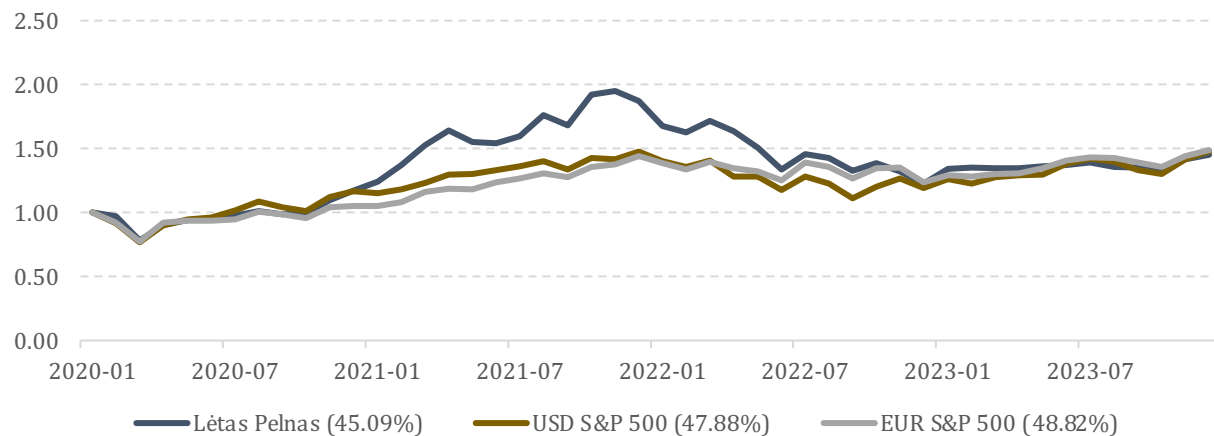


Dalis krepšelyje

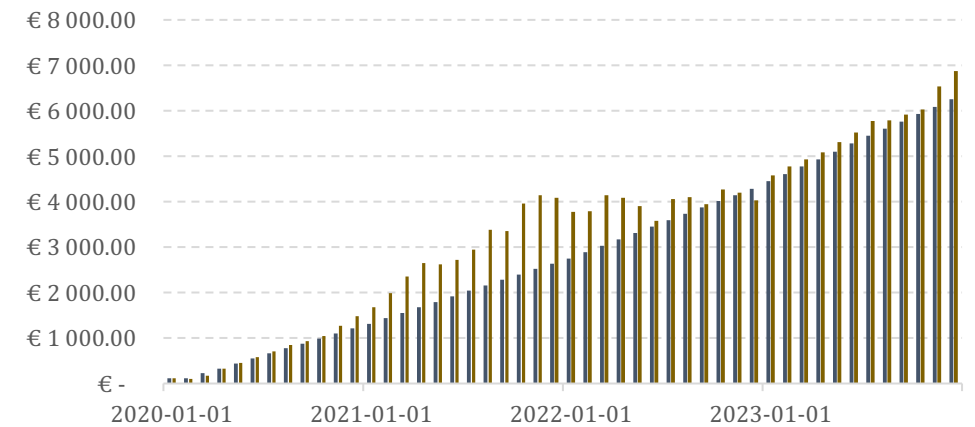


■ Akcijos ■ NT ■ Paskolos/obligacijos ■ Alternatyvos

S&P 500 grąžas (skirtingomis valiutomis) palyginimas su LP krepšelio grąža



Investuota suma ir investicijų vertė



■ Investuota ■ Viso vertė

Lėtas pelnas investicinis krepšelis

Pozicija	Įsigijimo vertė		2023-12-31	Kainos pokytis per mėnesį	Viso vertės pokytis	Dalis krepšelyje
Swedbank Fondu Fondas 100	€	509.95	€ 582.27	2.11%	14.18%	8%
Swedbank Robur Access Edge Global	€	1 140.00	€ 1 250.03	3.77%	9.65%	18%
Baltic Horizon Fund	€	981.93	€ 320.04	-6.25%	-67.41%	5%
EFTEN United Property Fund	€	430.12	€ 408.29	0.08%	-5.08%	6%
Facebook	€	60.00	€ 102.58	8.82%	70.97%	1%
Microsoft	€	90.00	€ 151.03	0.34%	67.81%	2%
Home Depot	€	90.00	€ 120.51	8.26%	33.90%	2%
Exxon Mobil	€	90.00	€ 150.60	-3.02%	67.33%	2%
Chevron	€	90.00	€ 109.72	2.94%	21.92%	2%
Wells Fargo	€	60.00	€ 96.16	9.16%	60.26%	1%
Walmart	€	90.00	€ 102.90	2.03%	14.34%	1%
TSM	€	90.00	€ 104.83	5.06%	16.48%	2%
J&J	€	120.00	€ 118.66	-1.19%	-1.12%	2%
Cisco	€	60.00	€ 72.92	3.72%	21.54%	1%
Apple	€	90.00	€ 144.88	0.44%	60.98%	2%
Google	€	120.00	€ 155.88	5.85%	29.90%	2%
JPM	€	90.00	€ 111.37	8.15%	23.74%	2%
Intel	€	90.00	€ 113.11	14.78%	25.68%	2%
Nvidia	€	30.00	€ 105.89	5.43%	252.97%	2%
Tesla	€	60.00	€ 73.48	3.81%	22.47%	1%
Berkshire B	€	90.00	€ 122.53	-0.31%	36.14%	2%
Mintos	€	822.40	€ 1 026.30	0.86%	24.79%	15%
Ethereum	€	724.27	€ 1 326.71	5.31%	83.18%	19%
Grynieji	€	-	€ -			
VISO	€	6 018.67	€ 6 870.69			