

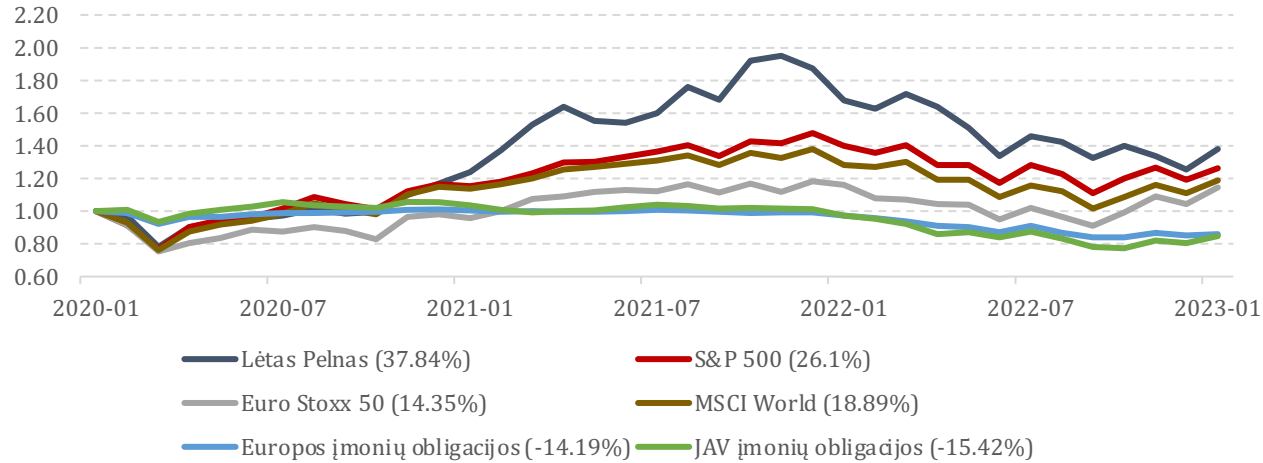
1482

Lētas peļņas

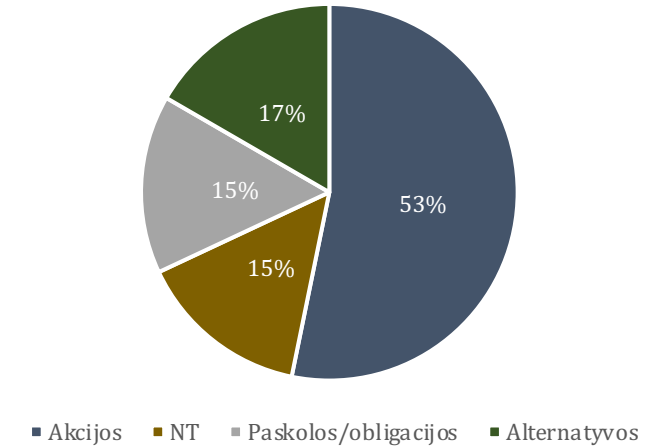
2023 sauis

# Lėtas pelnas investicinis krepšelis

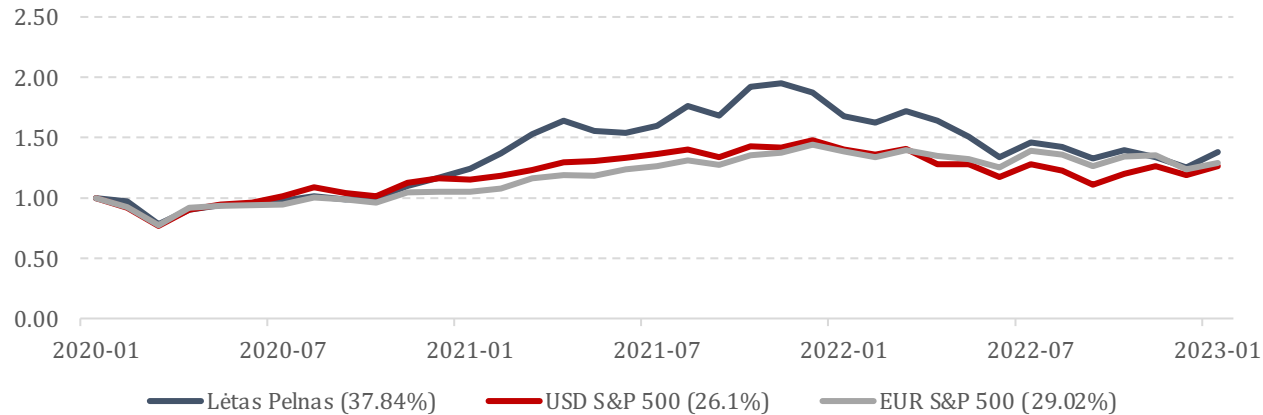
Įvairių instrumentų kainų pokyčiai nuo projekto pradžios



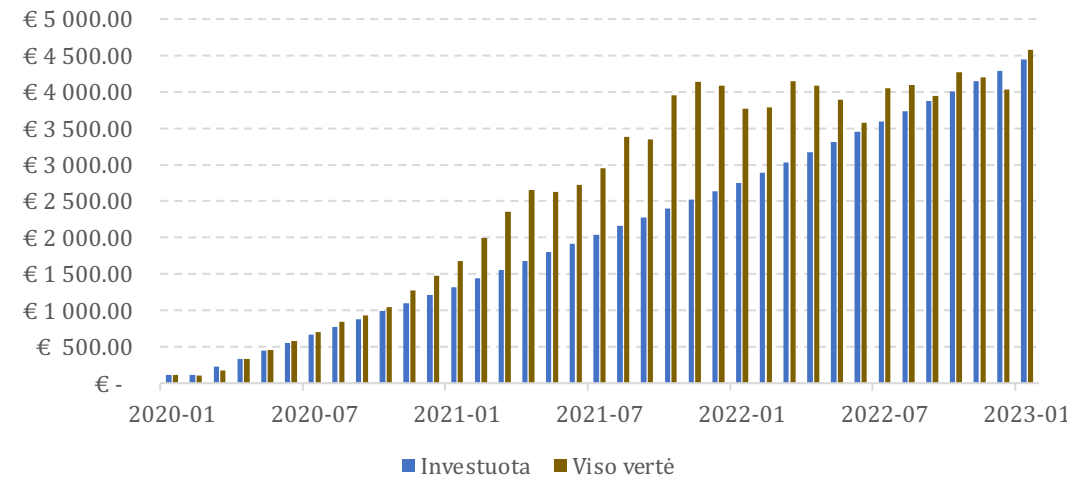
Dalis krepšelyje



S&P 500 grąžas (skirtingomis valiutomis) palyginimas su LP krepšelio grąža



Investuota suma ir investicijų vertė



# Lētas pelnas investīcinis krepšelis

Pozīcija	Īsigijimo vērtē	2023-01-31	Kainos pokytis per mēnesī	Viso vērtēs pokytis	Dalis krepšelyje
Swedbank Fondu Fondas 100	€ 509.95	€ 559.26	6.64%	9.67%	12%
Swedbank Robur Access Edge Global	€ 590.00	€ 579.79	5.60%	-1.73%	13%
Baltic Horizon Fund	€ 954.62	€ 563.50	4.95%	-40.97%	12%
EfTEN United Property Fund	€ 113.49	€ 114.60	0.53%	0.98%	3%
Facebook	€ 60.00	€ 43.87	23.17%	-26.88%	1%
Microsoft	€ 60.00	€ 75.70	1.31%	26.17%	2%
Home Depot	€ 60.00	€ 84.32	2.14%	40.53%	2%
Exxon Mobil	€ 60.00	€ 140.31	3.99%	133.85%	3%
Chevron	€ 30.00	€ 61.21	-3.60%	104.02%	1%
Wells Fargo	€ 60.00	€ 92.42	12.28%	54.04%	2%
Walmart	€ 90.00	€ 94.89	0.43%	5.44%	2%
TSM	€ 60.00	€ 63.25	23.12%	5.41%	1%
J&J	€ 90.00	€ 95.14	-8.52%	5.72%	2%
Cisco	€ 60.00	€ 71.17	1.34%	18.62%	2%
Apple	€ 90.00	€ 110.02	10.10%	22.24%	2%
Google	€ 90.00	€ 83.08	11.42%	-7.69%	2%
JPM	€ 90.00	€ 92.82	3.52%	3.13%	2%
Intel	€ 60.00	€ 36.55	5.86%	-39.09%	1%
Nvidia	€ 30.00	€ 42.96	34.28%	43.19%	1%
Berkshire B	€ 90.00	€ 107.83	-0.40%	19.82%	2%
Mintos	€ 602.40	€ 700.91	1.33%	16.35%	15%
Ethereum	€ 225.00	€ 497.32	34.31%	121.03%	11%
Solana	€ 189.91	€ 73.64	156.77%	-61.22%	2%
Polkadot	€ 189.93	€ 93.22	54.01%	-50.92%	2%
Cardano	€ 189.21	€ 97.62	56.17%	-48.41%	2%
Dividendai	€ -	€ 3.20			0%
<b>VISO</b>	<b>€ 4 644.51</b>	<b>€ 4 578.60</b>			