

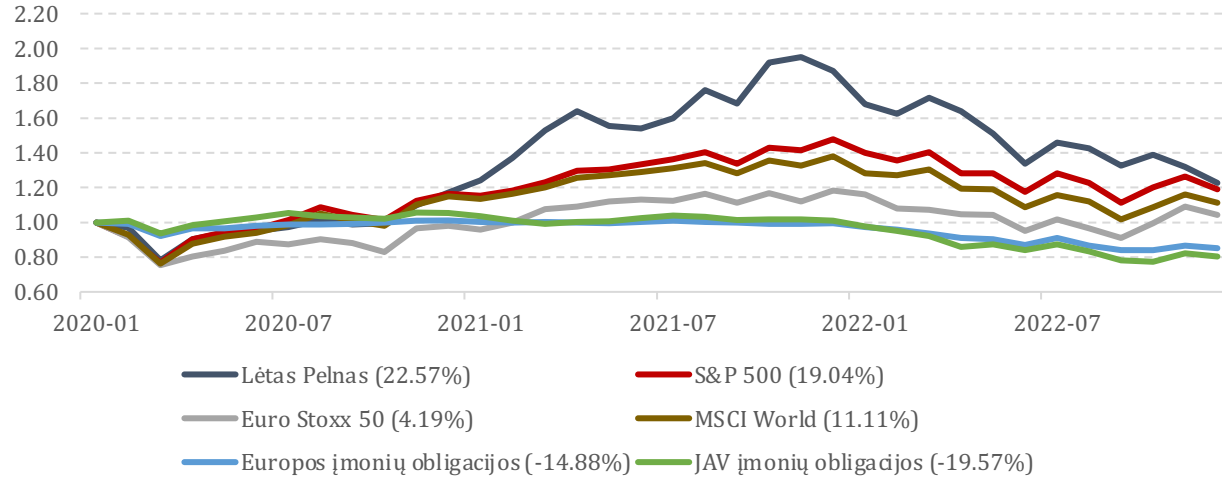


Lētas pelnas

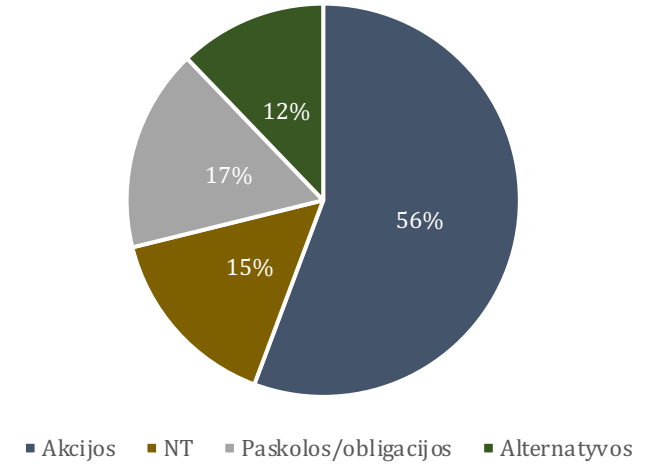
2022 gruodis

Lėtas pelnas investicinis krepšelis

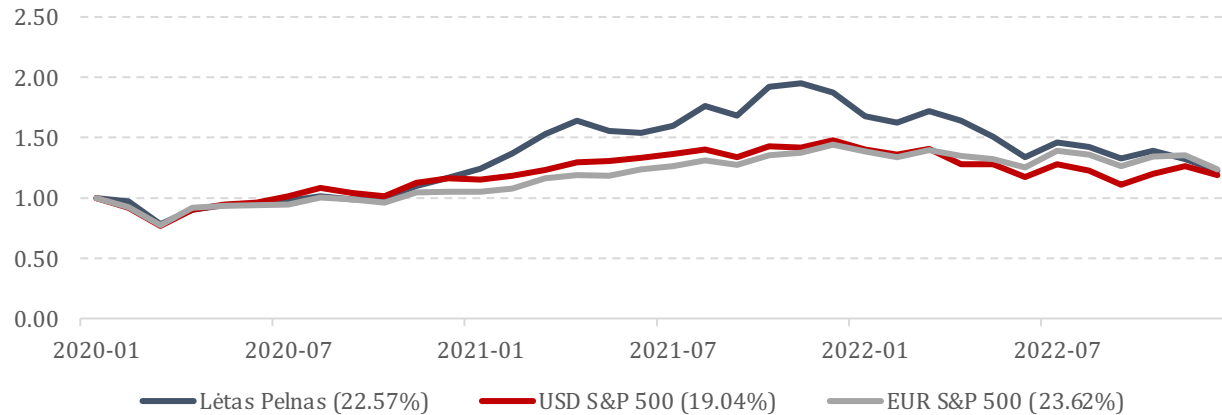
Įvairių instrumentų kainų pokyčiai nuo projekto pradžios



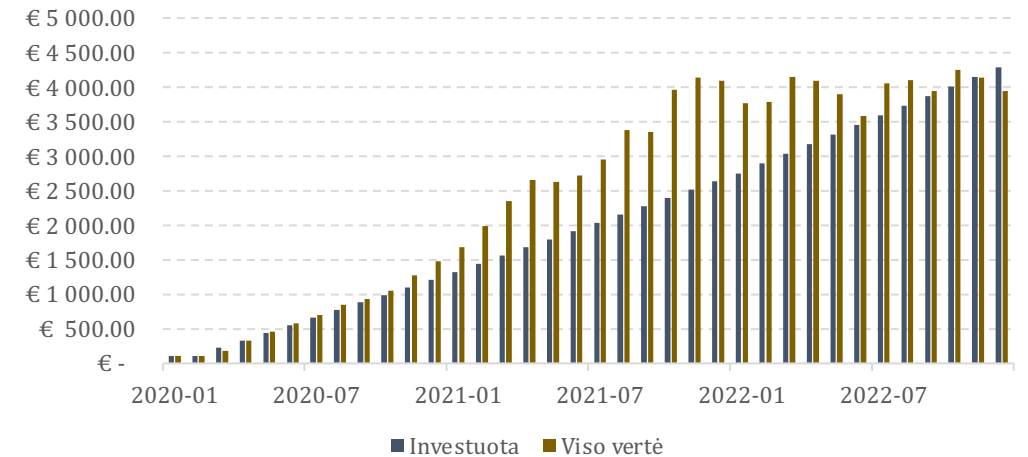
Dalis krepšelyje



S&P 500 gražos (skirtingomis valiutomis) palyginimas su LP krepšelio graža



Investuota suma ir investicijų vertė



Lėtas pelnas investicinis krepšelis

| Pozicija | Įsigijimo vertė | 2022-12-31 | Kainos pokytis per mėnesį | Viso vertės pokytis | Dalis krepšelyje |
|-----------------------------------|-------------------|-------------------|---------------------------|---------------------|------------------|
| Swedbank Fondu Fondas 100 | € 509.95 | € 524.45 | -4.63% | 2.84% | 13% |
| Swedbank Robur Access Edge Global | € 540.00 | € 500.34 | -7.34% | -7.34% | 12% |
| Baltic Horizon Fund | € 954.62 | € 536.94 | -8.64% | -43.75% | 13% |
| EfTEN United Property Fund | € 84.99 | € 85.50 | 0.21% | 0.60% | 2% |
| Facebook | € 60.00 | € 36.18 | 1.90% | -39.71% | 1% |
| Microsoft | € 60.00 | € 75.89 | -6.00% | 26.49% | 2% |
| Home Depot | € 60.00 | € 83.84 | -2.51% | 39.74% | 2% |
| Exxon Mobil | € 60.00 | € 137.04 | -0.93% | 128.40% | 3% |
| Chevron | € 30.00 | € 64.48 | -2.08% | 114.95% | 2% |
| Wells Fargo | € 60.00 | € 83.60 | -13.89% | 39.34% | 2% |
| Walmart | € 90.00 | € 95.97 | -16.21% | 6.63% | 2% |
| TSM | € 60.00 | € 52.18 | -10.23% | -13.04% | 1% |
| J&J | € 90.00 | € 105.63 | -0.76% | 17.37% | 3% |
| Cisco | € 30.00 | € 38.79 | -4.18% | 29.30% | 1% |
| Apple | € 90.00 | € 101.49 | -12.23% | 12.77% | 3% |
| Google | € 90.00 | € 75.73 | -12.54% | -15.85% | 2% |
| JPM | € 90.00 | € 91.06 | -2.95% | 1.18% | 2% |
| Intel | € 60.00 | € 35.06 | -12.11% | -41.56% | 1% |
| Nvidia | € 30.00 | € 32.49 | -13.64% | 8.30% | 1% |
| Berkshire B | € 90.00 | € 109.96 | -3.04% | 22.18% | 3% |
| Mintos | € 582.40 | € 671.96 | 0.62% | 15.38% | 17% |
| Ethereum | € 195.00 | € 339.58 | -7.36% | 74.15% | 8% |
| Solana | € 189.91 | € 28.56 | -29.00% | -84.96% | 1% |
| Polkadot | € 189.93 | € 60.03 | -19.52% | -68.39% | 1% |
| Cardano | € 189.21 | € 62.33 | -22.18% | -67.06% | 2% |
| Dividendai | € - | € 2.50 | | | 0% |
| VISO | € 4 486.01 | € 4 031.60 | | | |