

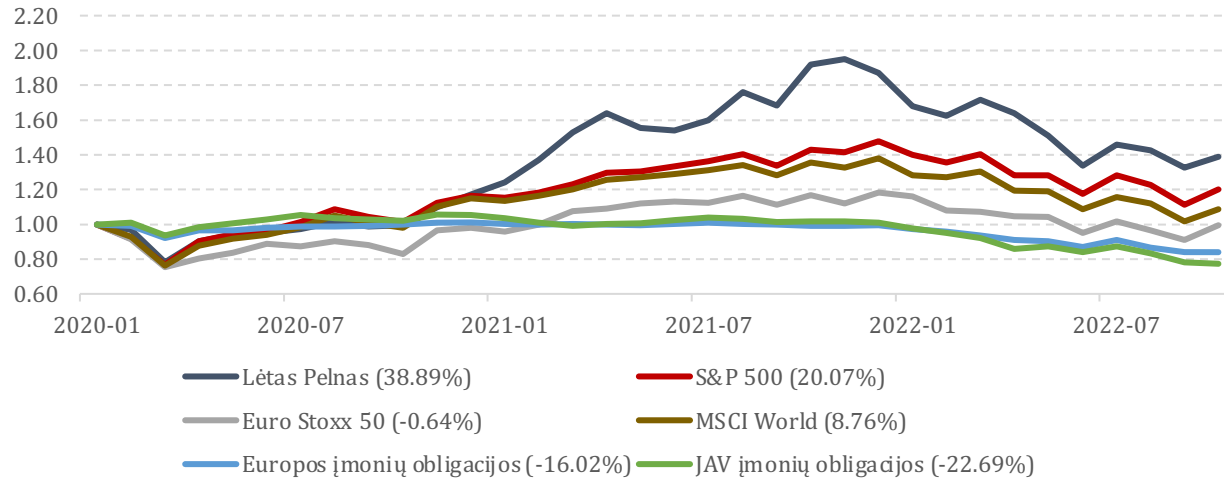


Lētas peļņas

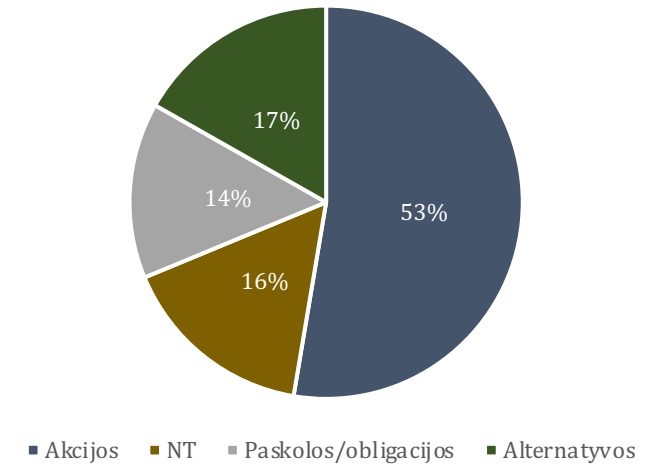
2022. gada oktobris

Lėtas pelnas investicinis krepšelis

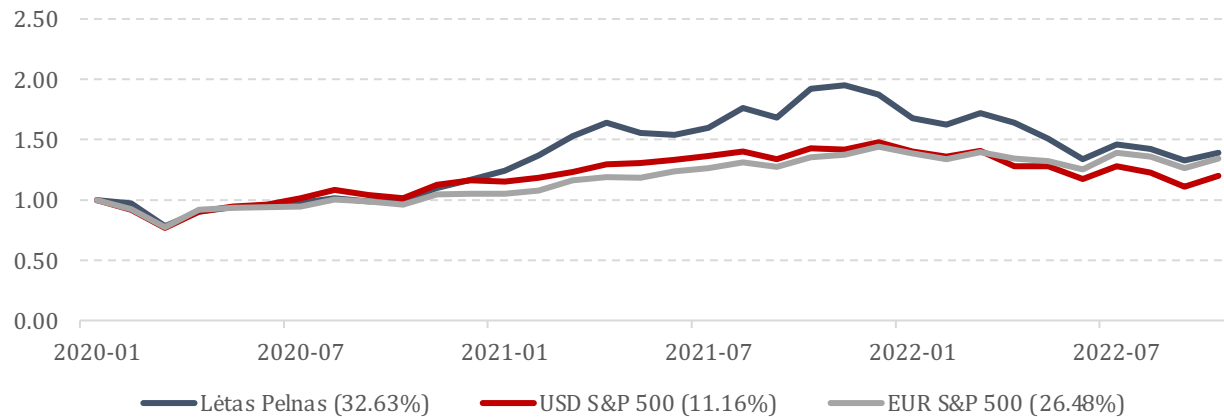
Įvairių instrumentų kainų pokyčiai nuo projekto pradžios



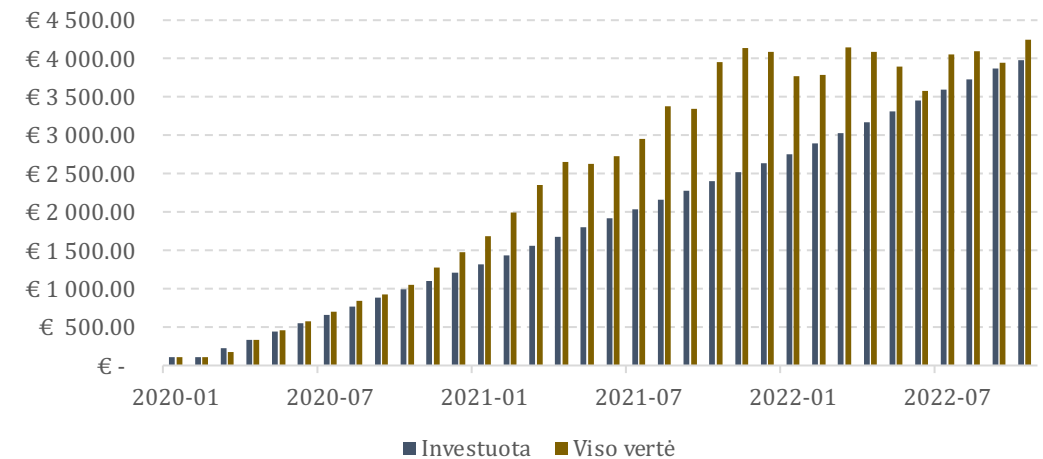
Dalis krepšelyje



S&P 500 gražos (skirtingomis valiutomis) palyginimas su LP krepšelio graža



Investuota suma ir investicijų vertė



Lėtas pelnas investicinis krepšelis

Pozicija	Įsigijimo vertė	2022-10-31	Kainos pokytis per mėnesį	Viso vertės pokytis	Dalis krepšelyje
Swedbank Fondu Fondas 100	€ 509.95	€ 537.93	2.17%	5.49%	13%
Swedbank Robur Access Edge Global	€ 480.00	€ 466.04	4.63%	-2.91%	11%
Baltic Horizon Fund	€ 954.62	€ 659.40	-0.82%	-30.93%	15%
EFTEN United Property Fund	€ 28.14	€ 28.47	2.04%	1.17%	1%
Facebook	€ 60.00	€ 31.42	-28.61%	-47.64%	1%
Microsoft	€ 60.00	€ 77.70	-2.39%	29.50%	2%
Home Depot	€ 60.00	€ 84.23	6.82%	40.38%	2%
Exxon Mobil	€ 60.00	€ 149.05	27.62%	148.42%	3%
Chevron	€ 30.00	€ 71.28	28.29%	137.59%	2%
Wells Fargo	€ 60.00	€ 102.17	16.41%	70.28%	2%
Walmart	€ 60.00	€ 72.38	9.66%	20.64%	2%
TSM	€ 60.00	€ 46.84	-9.52%	-21.93%	1%
J&J	€ 90.00	€ 111.30	5.49%	23.66%	3%
Cisco	€ 30.00	€ 39.76	13.28%	32.54%	1%
Apple	€ 90.00	€ 126.29	9.25%	40.32%	3%
Google	€ 60.00	€ 53.87	-4.04%	-10.22%	1%
JPM	€ 90.00	€ 93.21	21.89%	3.57%	2%
Intel	€ 60.00	€ 40.76	10.10%	-32.06%	1%
Nvidia	€ 30.00	€ 32.79	13.03%	9.31%	1%
Berkshire B	€ 90.00	€ 112.86	10.32%	25.40%	3%
Mintos	€ 542.40	€ 618.03	0.74%	13.94%	14%
Ethereum	€ 195.00	€ 488.42	18.00%	150.47%	11%
Solana	€ 159.91	€ 63.34	-2.87%	-60.39%	1%
Polkadot	€ 189.93	€ 95.81	2.20%	-49.56%	2%
Cardano	€ 159.21	€ 69.79	-7.83%	-56.16%	2%
Dividendai	€ -	€ 1.14			0%
VISO	€ 4 209.16	€ 4 274.25			