

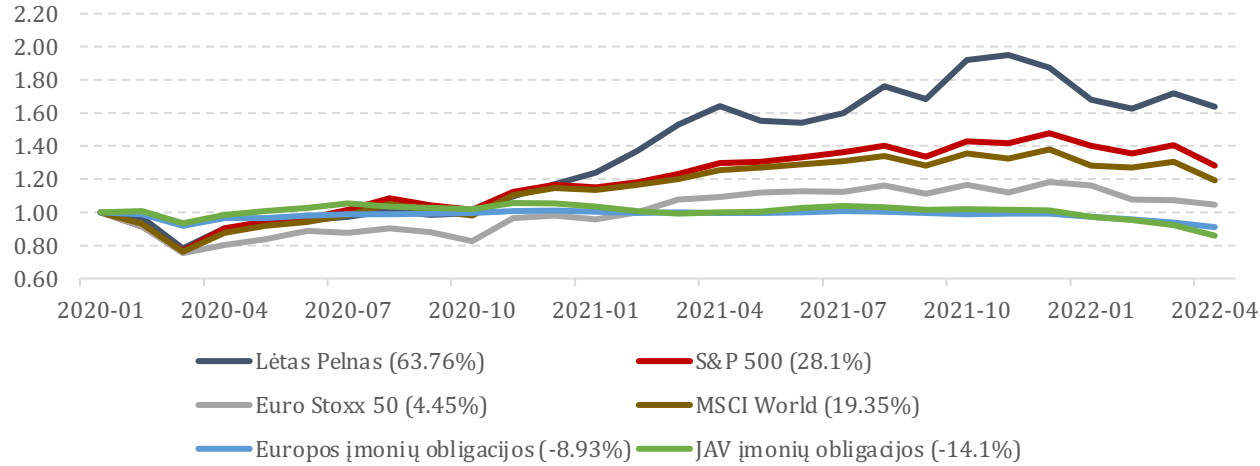


Lētas peļņas

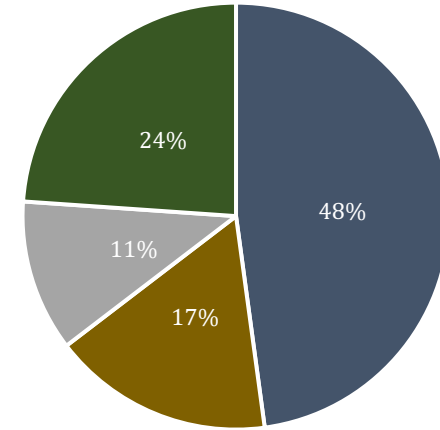
2022 balandis

# Lėtas pelnas investicinis krepšelis

Įvairių instrumentų kainų pokyčiai nuo projekto pradžios

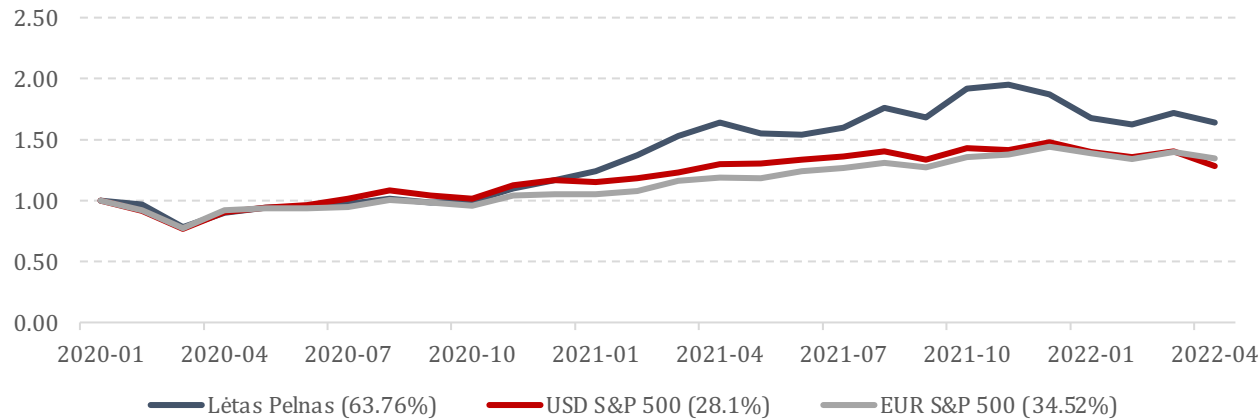


Dalis krepšelyje

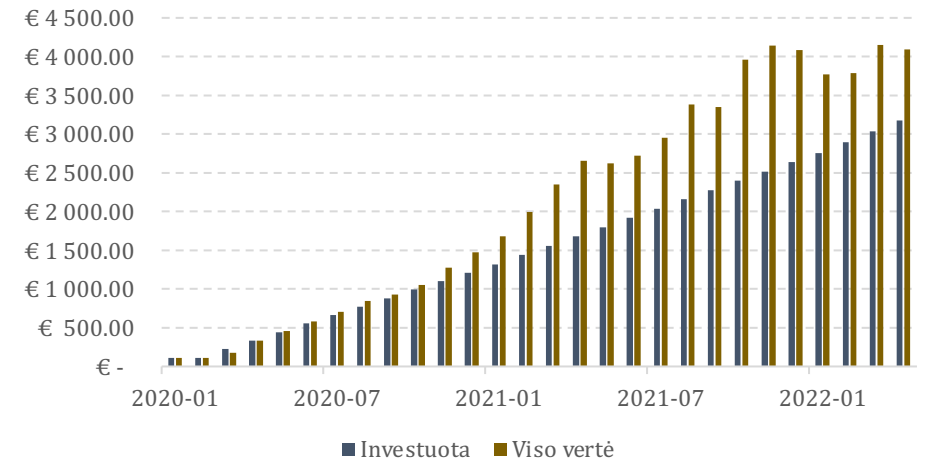


■ Akcijos ■ NT ■ Paskolos/obligacijos ■ Alternatyvos

S&P 500 grąžas (skirtingomis valiutomis) palyginimas su LP krepšelio grąža



Investuota suma ir investicijų vertė



# Lėtas pelnas investicinis krepšelis

| Pozicija                          | Įsigijimo vertė   | Vertė 2022-04-30  | Kainos pokytis per mėnesį | Viso vertės pokytis | Dalis krepšelyje |
|-----------------------------------|-------------------|-------------------|---------------------------|---------------------|------------------|
| Swedbank Fondu Fondas 100         | € 509.95          | € 594.34          | -3.78%                    | 16.55%              | 15%              |
| Swedbank Robur Access Edge Global | € 300.00          | € 301.44          | -2.23%                    | 0.48%               | 7%               |
| Baltic Horizon Fund               | € 804.70          | € 685.35          | -3.17%                    | -14.83%             | 17%              |
| Facebook                          | € 60.00           | € 61.21           | -9.92%                    | 2.02%               | 1%               |
| Microsoft                         | € 30.00           | € 56.54           | -10.14%                   | 88.45%              | 1%               |
| Home Depot                        | € 60.00           | € 80.68           | 0.22%                     | 34.47%              | 2%               |
| Exxon Mobil                       | € 60.00           | € 106.62          | 2.54%                     | 77.69%              | 3%               |
| Chevron                           | € 30.00           | € 56.68           | -4.27%                    | 88.93%              | 1%               |
| Wells Fargo                       | € 30.00           | € 60.56           | -9.87%                    | 101.88%             | 1%               |
| Walmart                           | € 60.00           | € 73.23           | 2.78%                     | 22.05%              | 2%               |
| TSM                               | € 60.00           | € 66.19           | -10.74%                   | 10.32%              | 2%               |
| J&J                               | € 60.00           | € 77.68           | 1.78%                     | 29.46%              | 2%               |
| Cisco                             | € 30.00           | € 40.53           | -12.54%                   | 35.10%              | 1%               |
| Apple                             | € 90.00           | € 125.21          | -9.41%                    | 39.12%              | 3%               |
| Google                            | € 60.00           | € 63.42           | -17.55%                   | 5.71%               | 2%               |
| JPM                               | € 60.00           | € 52.34           | -11.82%                   | -12.77%             | 1%               |
| Intel                             | € 60.00           | € 58.77           | -12.23%                   | -2.05%              | 1%               |
| Berkshire B                       | € 60.00           | € 80.95           | -8.02%                    | 34.91%              | 2%               |
| Mintos                            | € 422.40          | € 469.48          | 0.84%                     | 11.15%              | 11%              |
| Ethereum                          | € 135.00          | € 727.08          | -6.26%                    | 438.58%             | 18%              |
| Solana                            | € 129.91          | € 82.86           | -23.15%                   | -36.22%             | 2%               |
| Polkadot                          | € 129.93          | € 85.23           | -24.69%                   | -34.40%             | 2%               |
| Cardano                           | € 129.21          | € 82.10           | -32.98%                   | -36.46%             | 2%               |
| Dividendai                        | € -               | € 0.40            |                           |                     | 0%               |
| <b>VISO</b>                       | <b>€ 3 371.10</b> | <b>€ 4 088.88</b> |                           |                     |                  |