

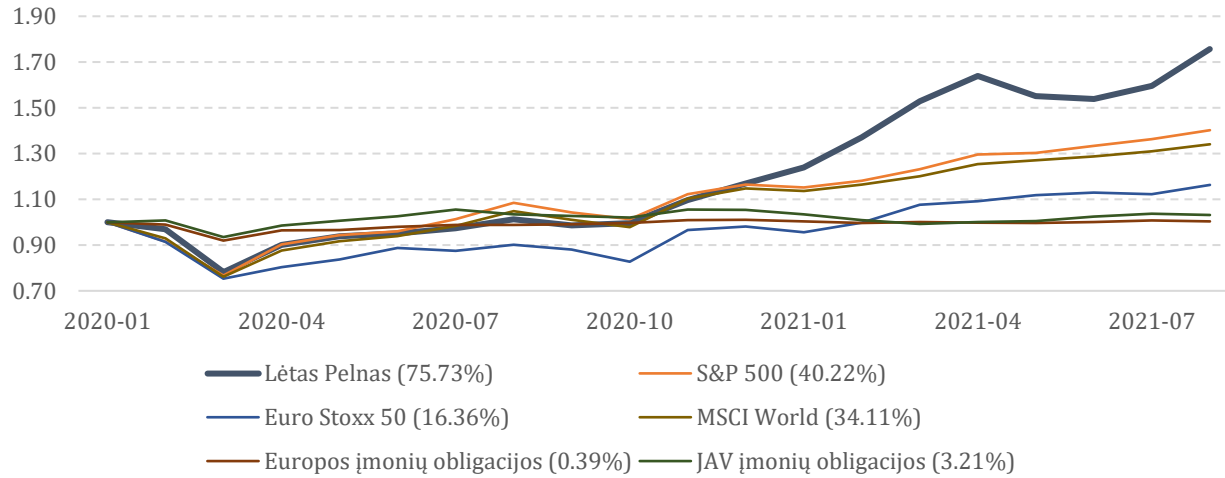


Lētas peļņas

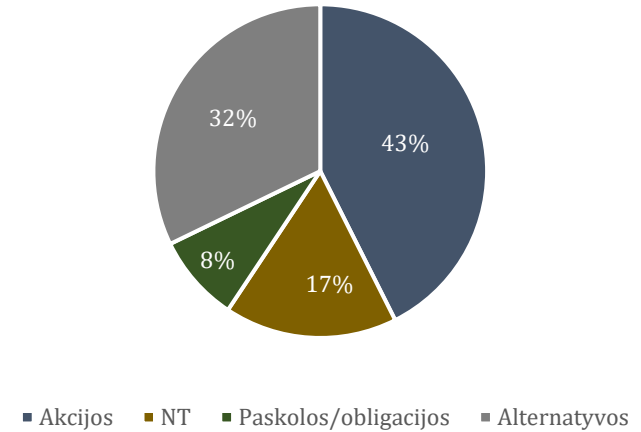
2021 rugpjūtis

# Lėtas pelnas investicinis krepšelis

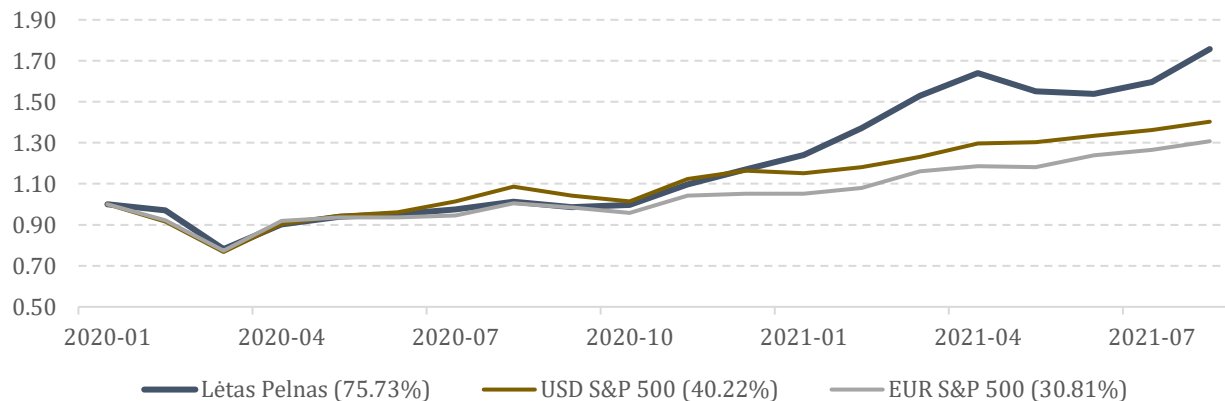
Įvairių instrumentų kainų pokyčiai nuo projekto pradžios



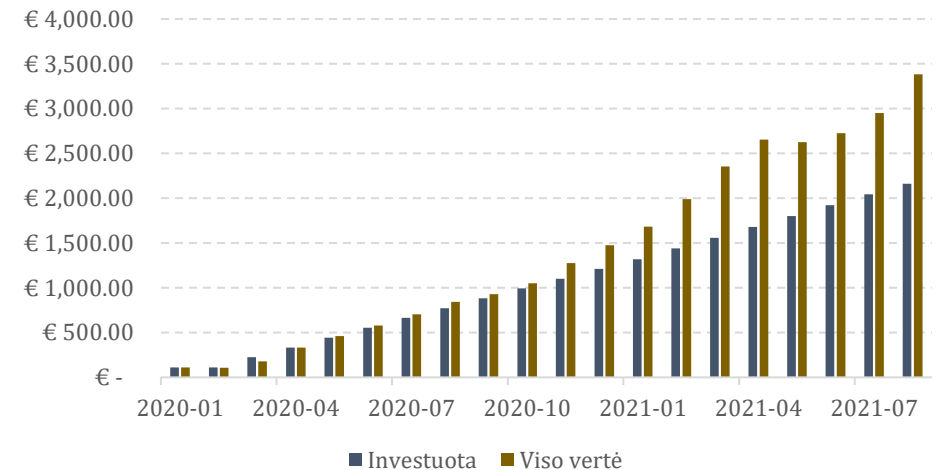
Dalis krepšelyje



S&P 500 gražos (skirtingomis valiutomis) palyginimas su LP krepšelio graža



Investuota suma ir investicijų vertė



# Lētas pelnas investīcinis krepšelis

Pozīcija	Īsigijimo vērtē	Vērtē 2021-08-31	Kainos pokytis per mēnesī	Viso vērtēs pokytis	Dalis krepšelyje
Swedbank Fondu Fondas 100	€ 509.95	€ 652.07	2.62%	27.87%	19%
Swedbank Robur Access Edge Global	€ 60.00	€ 61.93	2.60%	3.21%	2%
Baltic Horizon Fund	€ 569.29	€ 566.58	-2.67%	-0.48%	17%
Coca-Cola	€ 30.00	€ 26.68	-1.14%	-11.07%	1%
Facebook	€ 30.00	€ 55.93	6.36%	86.45%	2%
Microsoft	€ 30.00	€ 54.59	5.99%	81.96%	2%
Home Depot	€ 60.00	€ 78.13	-0.58%	30.22%	2%
Exxon Mobil	€ 60.00	€ 61.17	-5.12%	1.96%	2%
Chevron	€ 30.00	€ 31.35	-4.89%	4.49%	1%
Wells Fargo	€ 30.00	€ 56.28	-0.63%	87.61%	2%
Walmart	€ 60.00	€ 63.12	3.93%	5.20%	2%
TSM	€ 30.00	€ 41.02	2.15%	36.75%	1%
J&J	€ 30.00	€ 35.73	0.57%	19.10%	1%
Cisco	€ 30.00	€ 43.42	6.46%	44.74%	1%
Apple	€ 60.00	€ 72.75	4.08%	21.25%	2%
Google	€ 30.00	€ 40.56	7.53%	35.19%	1%
JPM	€ 30.00	€ 32.07	5.57%	6.90%	1%
Berkshire B	€ 30.00	€ 32.75	2.87%	9.18%	1%
Mintos	€ 262.40	€ 286.29	1.06%	9.10%	8%
Ethereum	€ 95.00	€ 793.89	44.63%	735.67%	23%
Bitcoin	€ 95.00	€ 294.26	14.53%	209.75%	9%
Dividendai	€ -				0%
<b>VISO</b>	<b>€ 2,161.64</b>	<b>€ 3,380.59</b>	<b>10.06%</b>	<b>56.39%</b>	