

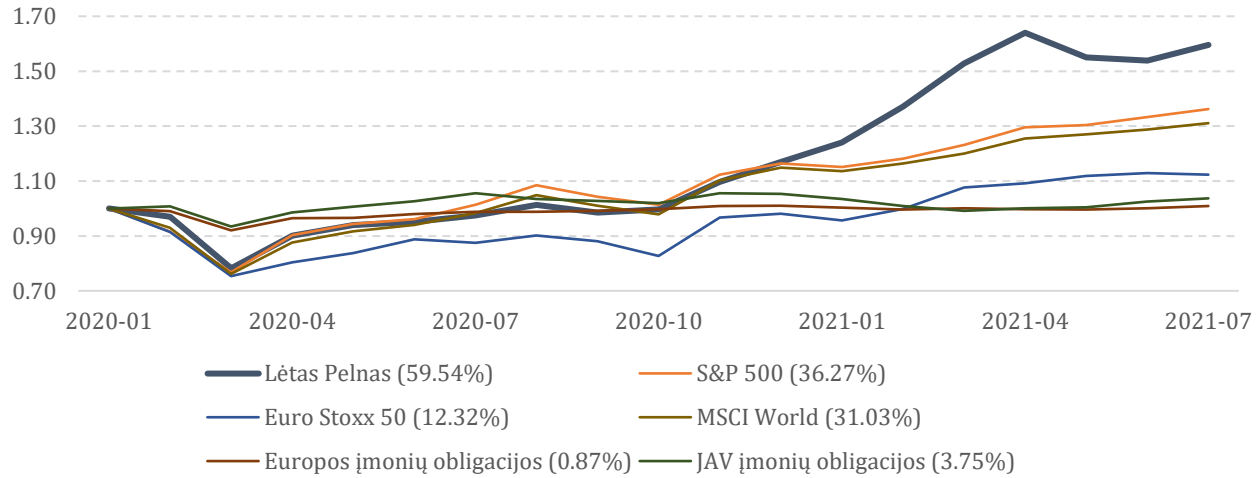


Lētas pelnas

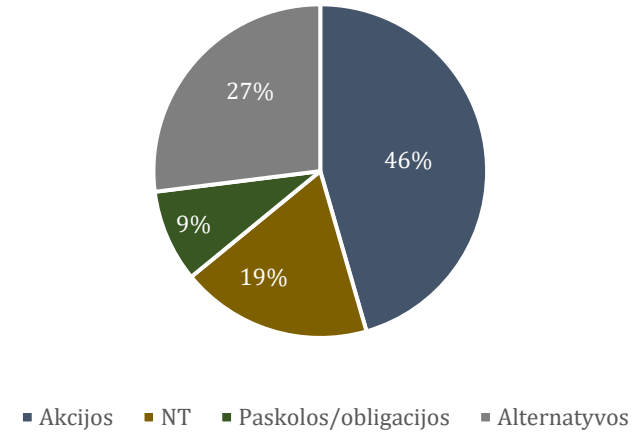
2021. gada jūlijs

Lėtas pelnas investicinis krepšelis

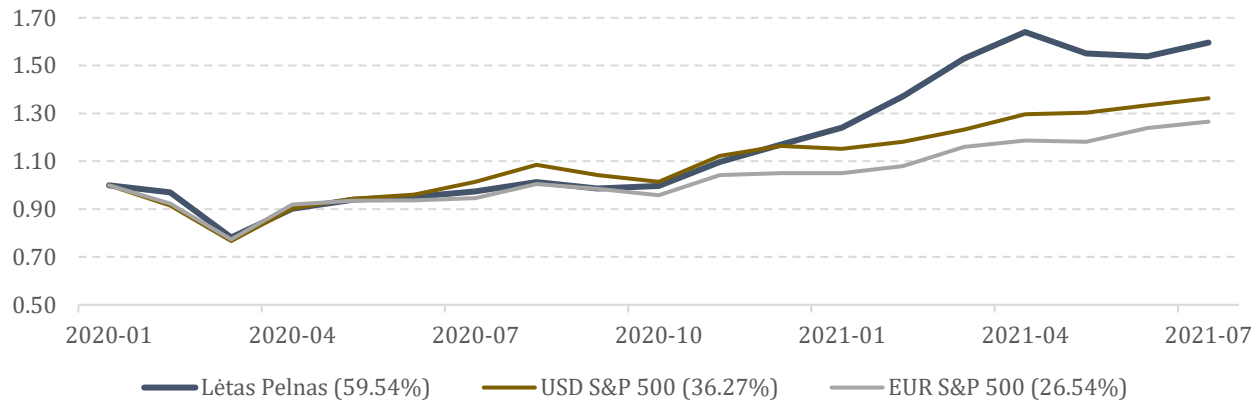
Įvairių instrumentų kainų pokyčiai nuo projekto pradžios



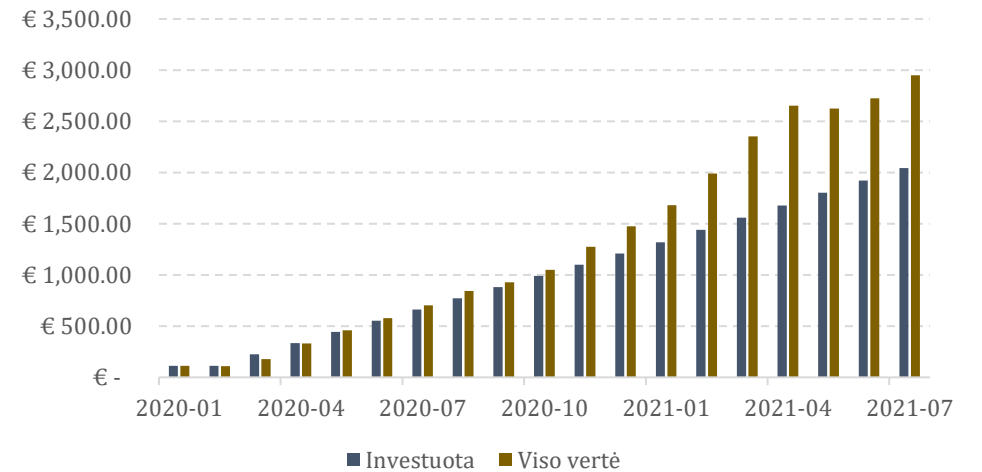
Dalis krepšelyje



S&P 500 gražos (skirtingomis valiutomis) palyginimas su LP krepšelio graža



Investuota suma ir investicijų vertė



Lētas pelnas investīcinis krepšelis

Pozīcija	Īsigijimo vērtē	Vērtē 2021-07-31	Kainos pokytis per mēnesī	Viso vērtēs pokytis	Dalis krepšelyje
Swedbank Fondu Fondas 100	€ 509.95	€ 635.39	0.44%	24.60%	22%
Swedbank Robur Access Edge Global	€ 30.00	€ 30.27	1.99%	0.89%	1%
Baltic Horizon Fund	€ 539.93	€ 547.00	0.37%	1.31%	19%
Coca-Cola	€ 30.00	€ 26.86	5.34%	-10.48%	1%
Facebook	€ 30.00	€ 52.34	2.51%	74.46%	2%
Microsoft	€ 30.00	€ 51.26	5.23%	70.85%	2%
Home Depot	€ 60.00	€ 78.21	2.66%	30.36%	3%
Exxon Mobil	€ 60.00	€ 64.17	-8.82%	6.95%	2%
Chevron	€ 30.00	€ 32.80	-2.79%	9.34%	1%
Wells Fargo	€ 30.00	€ 56.37	1.32%	87.90%	2%
Walmart	€ 60.00	€ 60.44	0.93%	0.74%	2%
TSM	€ 30.00	€ 39.97	-2.75%	33.22%	1%
J&J	€ 30.00	€ 35.36	4.24%	17.85%	1%
Cisco	€ 30.00	€ 40.59	4.71%	35.31%	1%
Apple	€ 60.00	€ 69.56	6.46%	15.94%	2%
Google	€ 30.00	€ 37.54	10.23%	25.12%	1%
Berkshire B	€ 30.00	€ 31.69	0.17%	5.63%	1%
Mintos	€ 242.40	€ 263.83	1.06%	8.84%	9%
Ethereum	€ 90.00	€ 544.12	9.35%	504.58%	18%
Bitcoin	€ 90.00	€ 251.67	18.84%	179.64%	9%
Dividendai	€ -	€ 0.34			0%
VISO	€ 2,042.28	€ 2,949.78	3.74%	44.44%	