

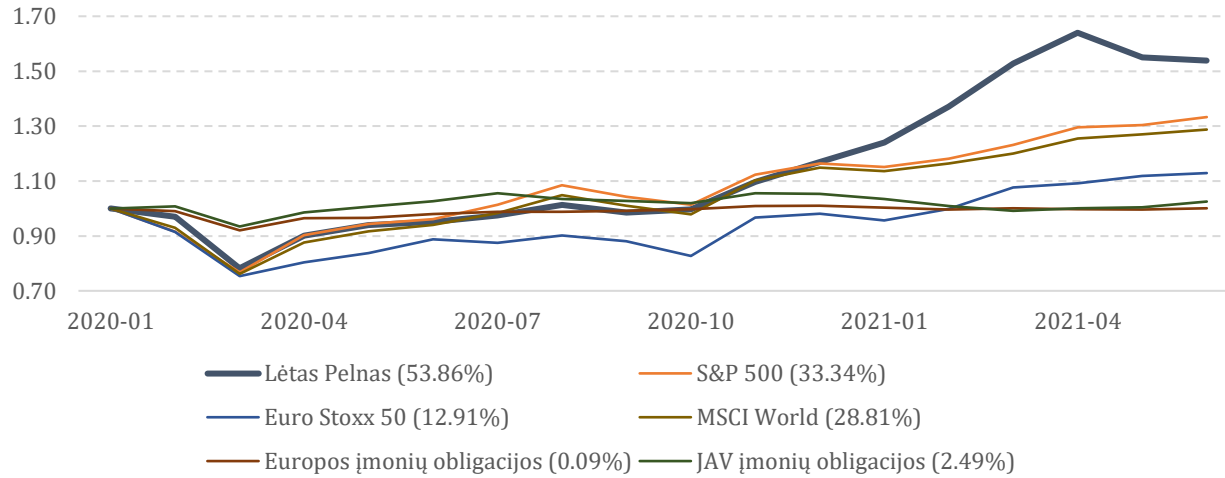


Lētas pelnas

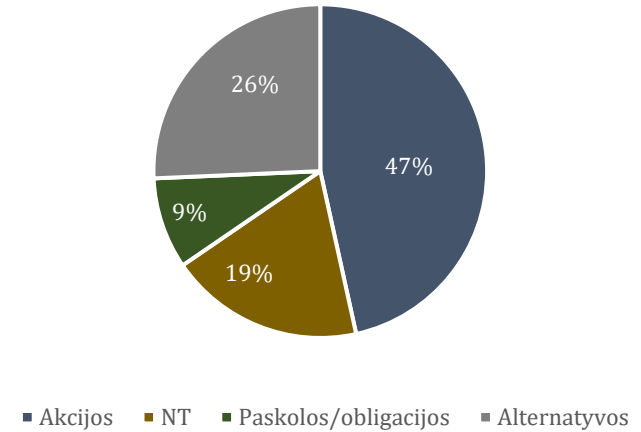
2021 birželis

Lėtas pelnas investicinis krepšelis

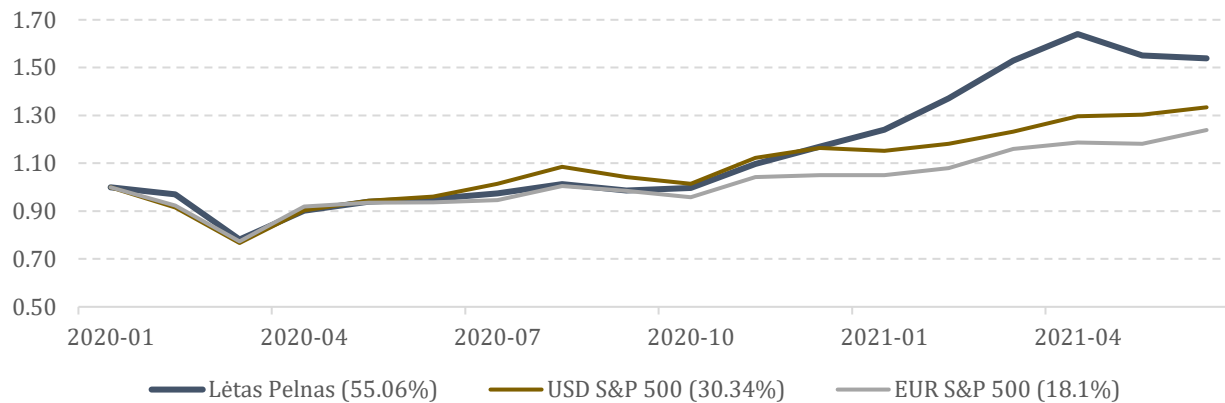
Įvairių instrumentų kainų pokyčiai nuo projekto pradžios



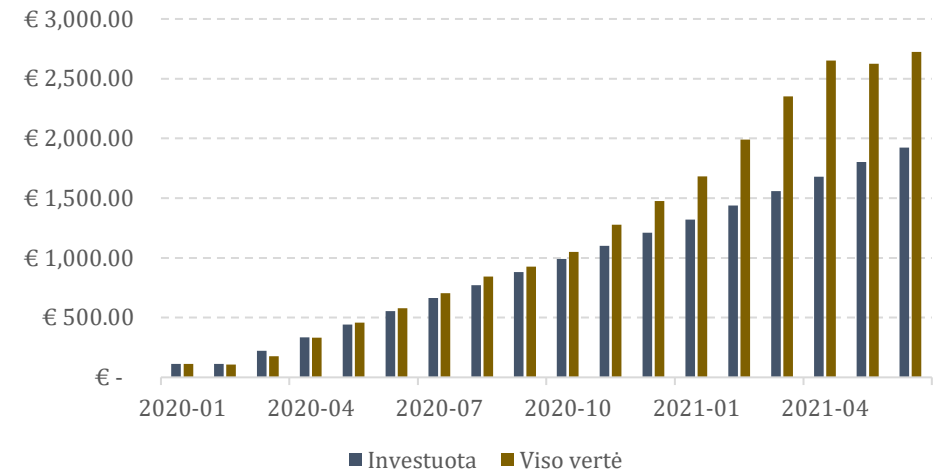
Dalis krepšelyje



S&P 500 gražos (skirtingomis valiutomis) palyginimas su LP krepšelio graža



Investuota suma ir investicijų vertė



Lētas pelnas investīcinis krepšelis

Pozīcija	Īsigijimo vērtē	Vērtē 2021-06-30	Kainos pokytis per mēnesī	Viso vērtēs pokytis	Dalis krepšelye
Swedbank Fondu Fondas 100	€ 509.95	€ 632.59	3.39%	24.05%	23%
Baltic Horizon Fund	€ 509.59	€ 514.65	-0.26%	0.99%	19%
Coca-Cola	€ 30.00	€ 25.51	-2.08%	-14.96%	1%
Facebook	€ 30.00	€ 51.09	5.83%	70.29%	2%
Microsoft	€ 30.00	€ 48.74	8.42%	62.46%	2%
Home Depot	€ 60.00	€ 76.23	0.32%	27.06%	3%
Exxon Mobil	€ 60.00	€ 70.42	-0.06%	17.36%	3%
Chevron	€ 30.00	€ 33.76	0.85%	12.54%	1%
Wells Fargo	€ 30.00	€ 55.67	-2.93%	85.55%	2%
Walmart	€ 60.00	€ 59.92	-0.58%	-0.13%	2%
TSM	€ 30.00	€ 41.12	2.09%	37.07%	2%
J&J	€ 30.00	€ 33.94	-2.54%	13.12%	1%
Cisco	€ 30.00	€ 38.79	0.53%	29.30%	1%
Apple	€ 60.00	€ 65.39	9.99%	8.98%	2%
Google	€ 30.00	€ 34.07	3.63%	13.57%	1%
Mintos	€ 222.40	€ 241.28	1.47%	8.49%	9%
Ethereum	€ 85.00	€ 492.80	-12.39%	479.77%	18%
Bitcoin	€ 85.00	€ 206.78	-1.85%	143.27%	8%
Dividendai	€ -	€ 1.61			0%
VISO	€ 1,708.09	€ 2,724.35	-1.50%	41.75%	