

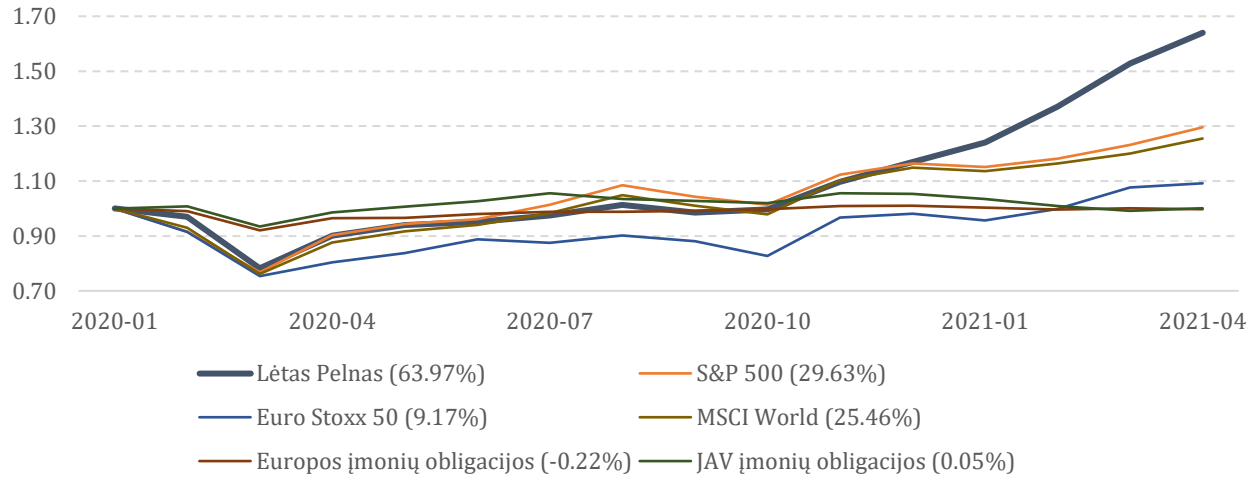


Lētas peļņas

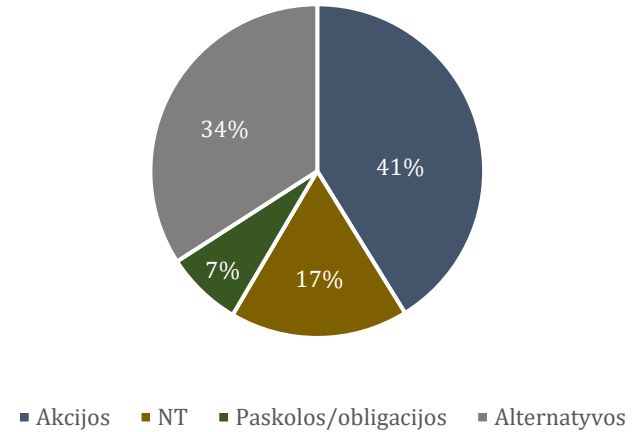
2021 balandis

Lėtas pelnas investicinis krepšelis

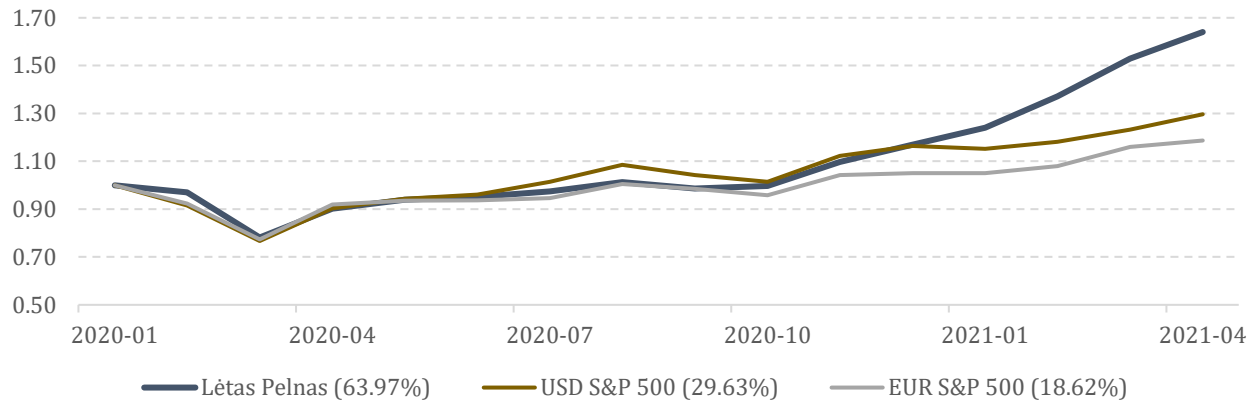
Įvairių instrumentų kainų pokyčiai nuo projekto pradžios



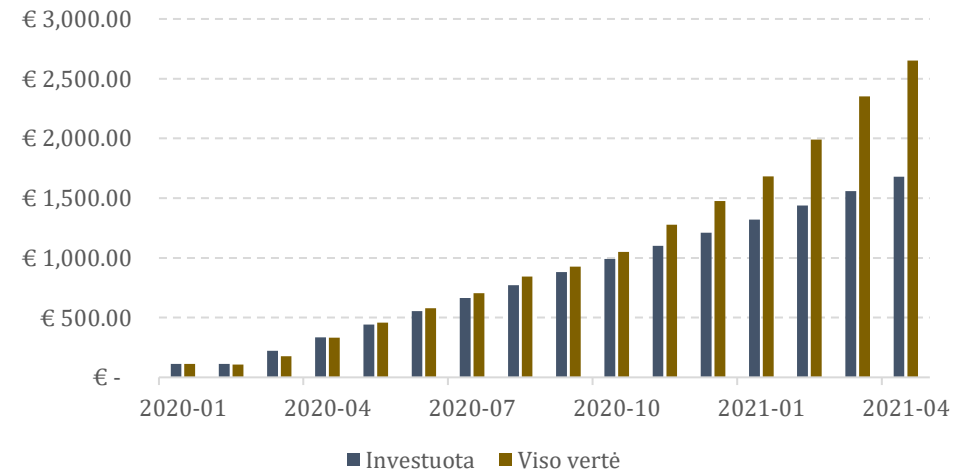
Dalis krepšelyje



S&P 500 gražos (skirtingomis valiutomis) palyginimas su LP krepšelio graža



Investuota suma ir investicijų vertė



Lētas pelnas investīcinis krepšelis

Pozīcija	Īsigijimo vērtē	Vērtē 2021-04-30	Kainos pokytis per mēnesī	Viso vērtēs pokytis	Dalis krepšelye
Swedbank Fondu Fondas 100	€ 449.95	€ 551.51	2.37%	22.57%	21%
Baltic Horizon Fund	€ 445.74	€ 458.48	1.91%	2.86%	17%
Coca-Cola	€ 30.00	€ 25.00	2.16%	-16.68%	1%
Facebook	€ 30.00	€ 46.88	10.02%	56.27%	2%
Microsoft	€ 30.00	€ 44.62	6.15%	48.75%	2%
Home Depot	€ 60.00	€ 75.74	5.73%	26.23%	3%
Exxon Mobil	€ 60.00	€ 62.91	2.61%	4.85%	2%
Chevron	€ 30.00	€ 32.74	-1.45%	9.13%	1%
Wells Fargo	€ 30.00	€ 54.39	15.51%	81.31%	2%
Walmart	€ 30.00	€ 27.68	2.96%	-7.73%	1%
TSM	€ 30.00	€ 39.51	-1.13%	31.69%	1%
J&J	€ 30.00	€ 32.94	0.06%	9.79%	1%
Cisco	€ 30.00	€ 36.59	-1.57%	21.98%	1%
Apple	€ 60.00	€ 61.70	7.41%	2.83%	2%
Mintos	€ 182.40	€ 196.90	2.04%	7.95%	7%
Ethereum	€ 75.00	€ 584.95	39.45%	679.94%	22%
Bitcoin	€ 75.00	€ 319.54	-5.44%	326.05%	12%
Dividendai	€ -	€ 0.54			0%
VISO	€ 1,678.09	€ 2,652.62	8.14%	58.07%	