

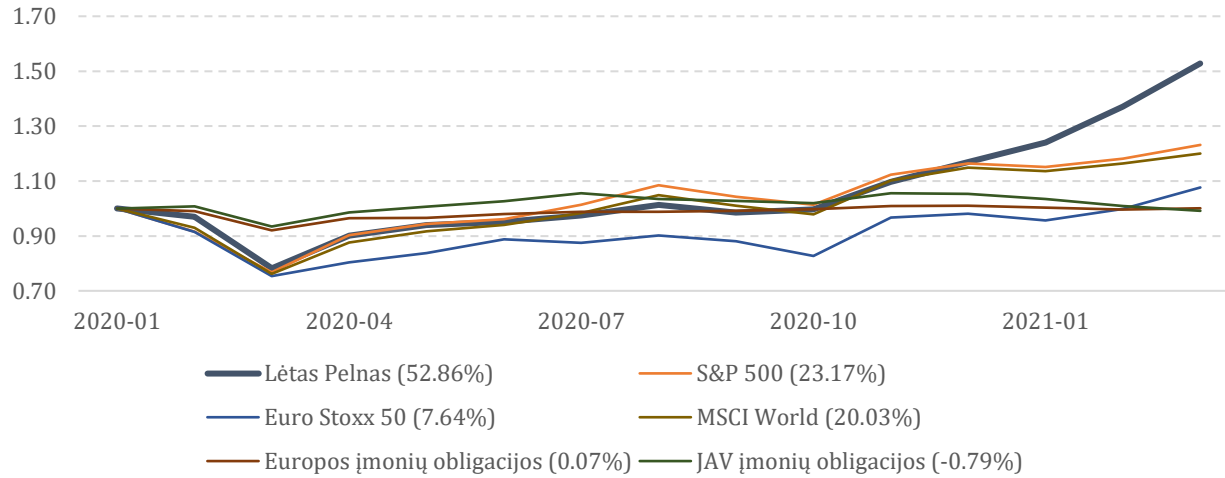


Lētas peļņas

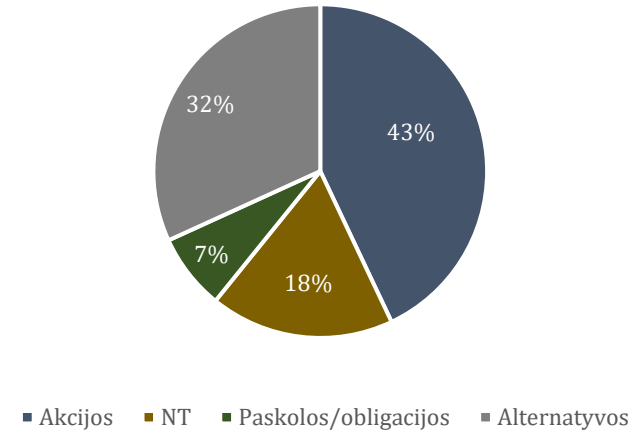
2021 kovas

Lėtas pelnas investicinis krepšelis

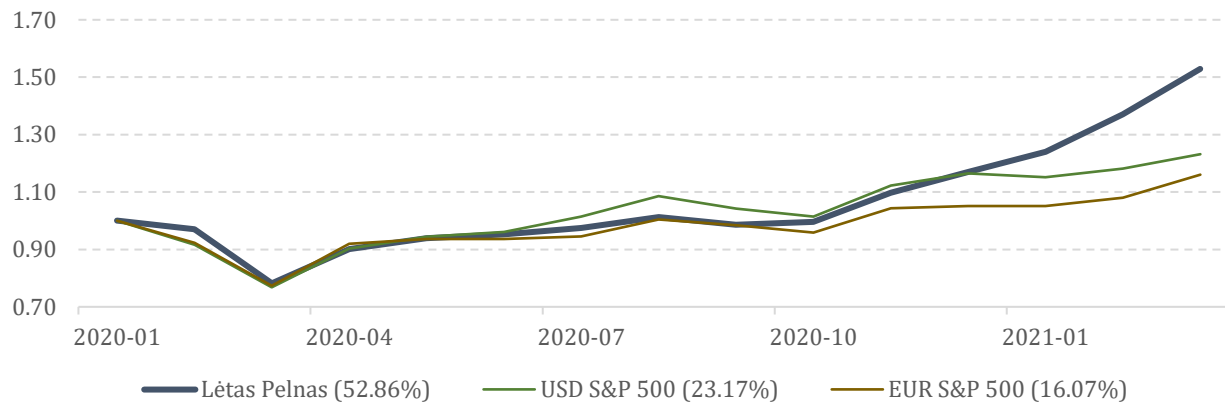
Įvairių instrumentų kainų pokyčiai nuo projekto pradžios



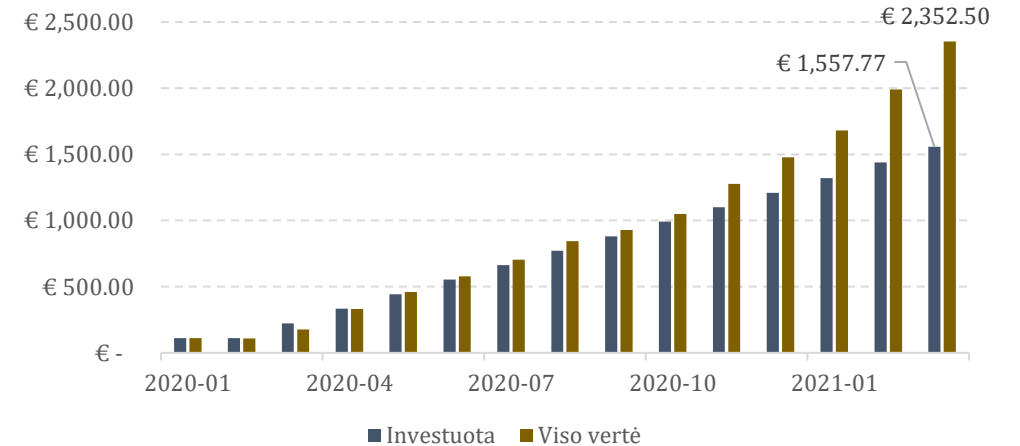
Dalis krepšelyje



&P 500 gražos (skirtingomis valiutomis) palyginimas su LP krepšelio graža



Investuota suma ir investicijų vertė



Lētas pelnas investīcinis krepšelis

Pozīcija	Īsigijimo vērtē	Vērtē 2021-03-31	Kainos pokytis per mēnesī	Viso vērtēs pokytis	Dalis krepšelye
Swedbank Fondu Fondas 100	€ 419.95	€ 509.02	1.66%	21.21%	22%
Baltic Horizon Fund	€ 415.42	€ 419.66	-0.13%	1.02%	18%
Coca-Cola	€ 30.00	€ 25.21	7.65%	-15.96%	1%
Facebook	€ 30.00	€ 43.91	14.62%	46.36%	2%
Microsoft	€ 30.00	€ 43.32	2.41%	44.39%	2%
Home Depot	€ 60.00	€ 73.82	18.33%	23.03%	3%
Exxon Mobil	€ 60.00	€ 63.18	2.47%	5.30%	3%
Chevron	€ 30.00	€ 34.23	4.76%	14.11%	1%
Wells Fargo	€ 30.00	€ 48.52	7.32%	61.74%	2%
Walmart	€ 30.00	€ 27.70	4.48%	-7.65%	1%
TSM	€ 30.00	€ 41.18	-5.94%	37.25%	2%
J&J	€ 30.00	€ 33.92	1.18%	13.07%	1%
Cisco	€ 30.00	€ 38.31	15.19%	27.69%	2%
Apple	€ 30.00	€ 27.93	0.57%	-6.90%	1%
Mintos	€ 162.40	€ 173.36	0.56%	6.75%	7%
Ethereum	€ 70.00	€ 414.78	37.63%	492.55%	18%
Bitcoin	€ 70.00	€ 333.09	29.78%	375.84%	14%
Dividendai	€ -	€ 1.36			0%
VISO	€ 1,557.77	€ 2,352.50	11.24%	51.02%	