

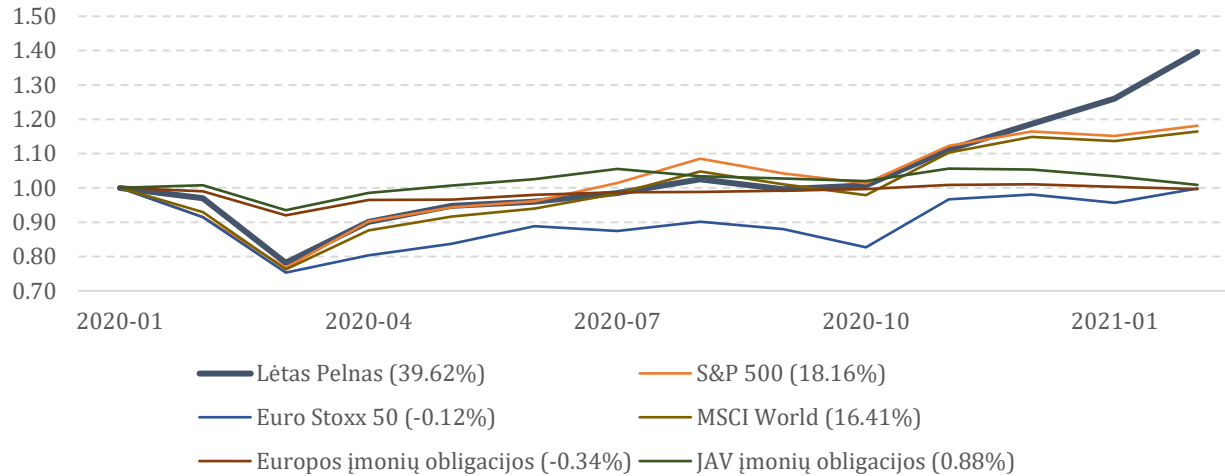


Lētas pelnas

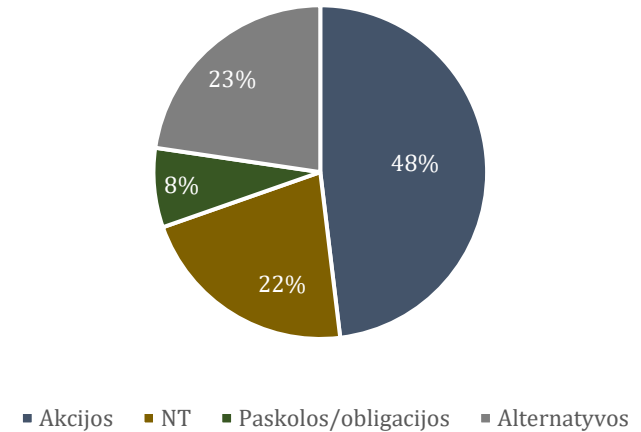
2021 vasaris

# Lėtas pelnas investicinis krepšelis

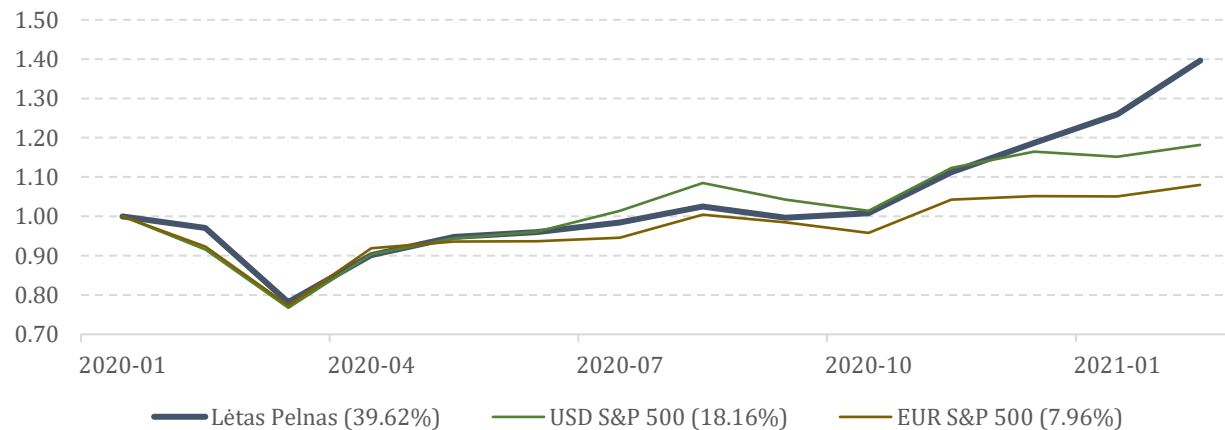
Įvairių instrumentų kainų pokyčiai nuo projekto pradžios



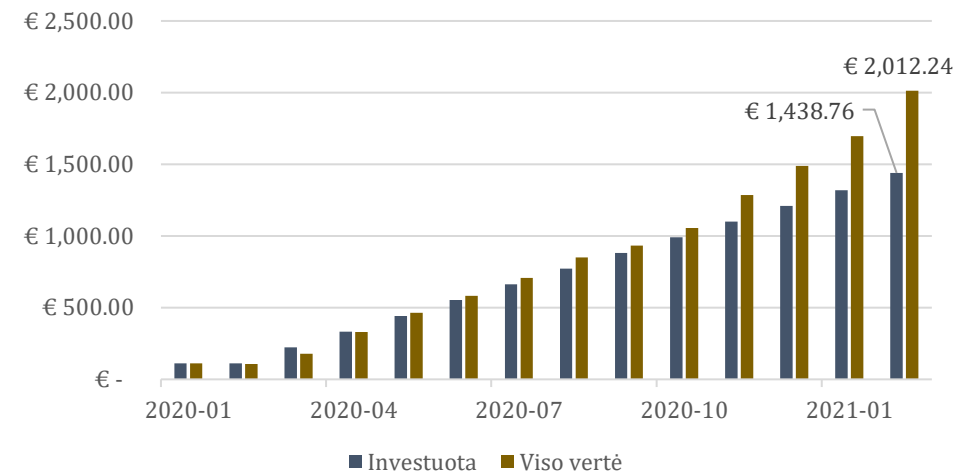
Dalis krepšelyje



S&P 500 grąžos (skirtingomis valiutomis) palyginimas su LP krepšelio grąža



Investuota suma ir investicijų vertė



# Lētas pelnas investīcinis krepšelis

Pozīcija	Īsigijimo vērtē	Vērtē 2021-02-28	Kainos pokytis per mēnesī	Viso vērtēs pokytis	Dalis krepšelyje
Swedbank Fondu Fondas 100	€ 389.96	€ 470.14	2.91%	30.60%	23%
Baltic Horizon Fund	€ 386.40	€ 391.10	-1.56%	9.61%	19%
Coca-Cola	€ 30.00	€ 22.66	1.76%	-24.48%	1%
Facebook	€ 30.00	€ 37.06	-0.03%	23.52%	2%
Microsoft	€ 30.00	€ 40.92	0.09%	36.39%	2%
Home Depot	€ 60.00	€ 60.34	-4.67%	0.57%	3%
Exxon Mobil	€ 30.00	€ 31.82	13.17%	6.07%	2%
Chevron	€ 30.00	€ 31.61	17.29%	5.37%	2%
Wells Fargo	€ 30.00	€ 43.73	21.54%	45.78%	2%
Walmart	€ 30.00	€ 25.65	-7.71%	-14.50%	1%
TSM	€ 30.00	€ 42.35	3.77%	41.16%	2%
J&J	€ 30.00	€ 32.43	-2.42%	8.10%	2%
Cisco	€ 30.00	€ 32.17	1.08%	7.23%	2%
Apple	€ 30.00	€ 26.86	-7.73%	-10.45%	1%
Mintos	€ 142.40	€ 152.50	1.56%	24.59%	8%
Ethereum	€ 65.00	€ 311.56	52.21%	419.26%	15%
Bitcoin	€ 65.00	€ 259.30	38.26%	332.17%	13%
Dividendai	€ -	€ 0.04			
<b>VISO</b>	<b>€ 1,438.76</b>	<b>€ 2,012.24</b>	<b>11.25%</b>	<b>49.15%</b>	