

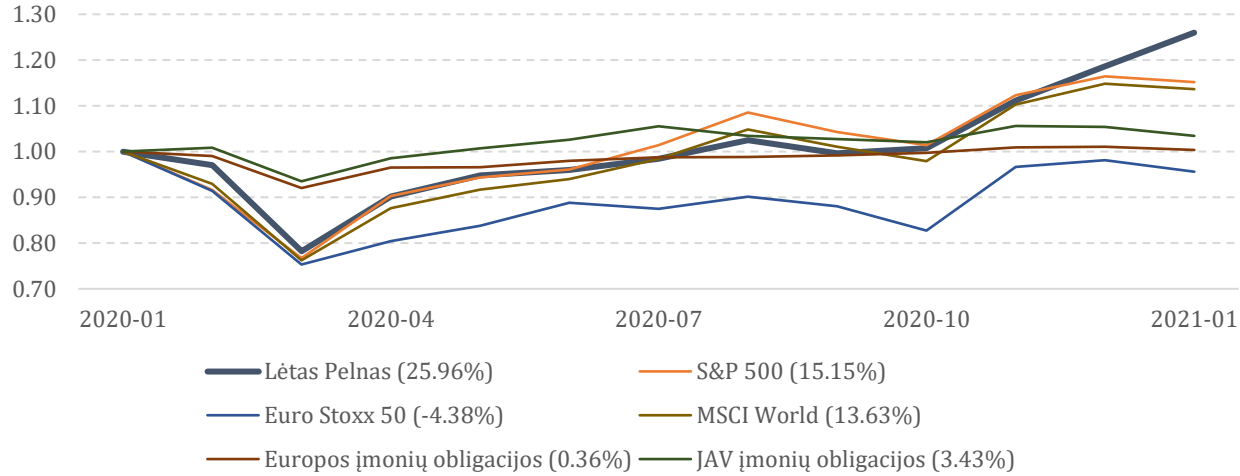


Lētas pelnas

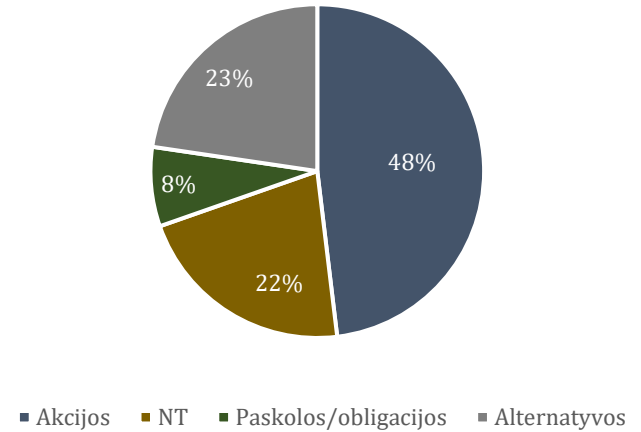
2021 sauisis

# Lėtas pelnas investicinis krepšelis

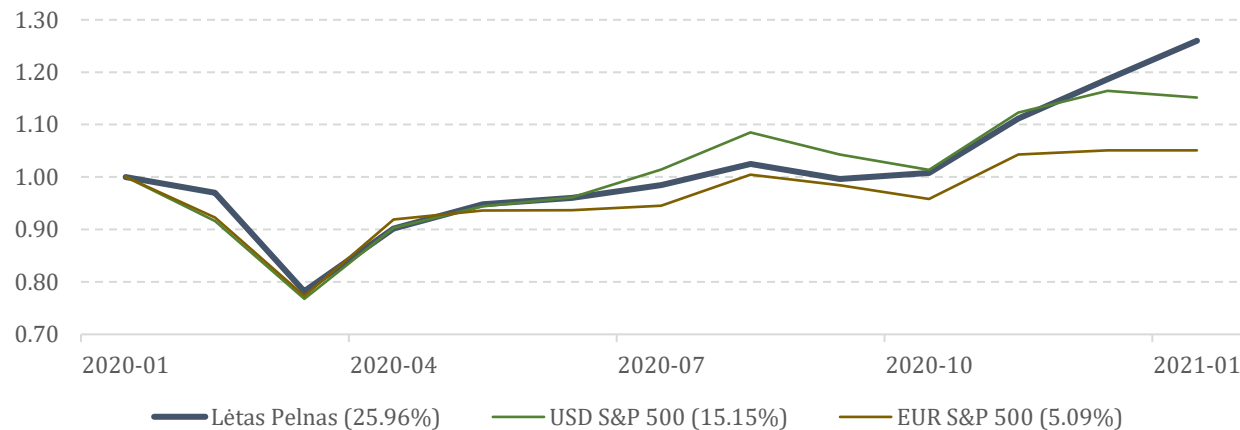
Įvairių instrumentų kainų pokyčiai nuo projekto pradžios



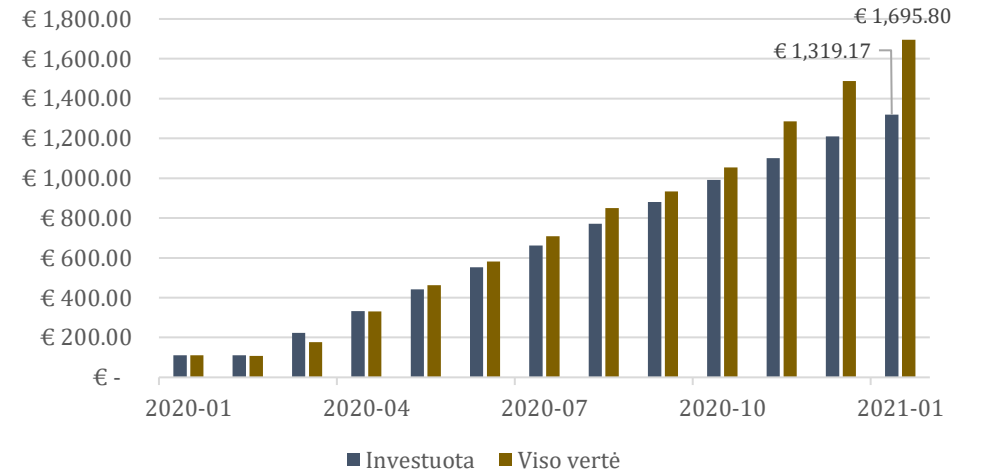
Dalis krepšelyje



S&P 500 gražos (skirtingomis valiutomis) palyginimas su LP krepšelio graža



Investuota suma ir investicijų vertė



# Lētas pelnas investīcinis krepšelis

| Pozīcija                  | Išgijimo vērtē    | Vērtē 2021-01-31  | Kainos pokytis per mēnesi | Viso vērtēs pokytis | Dalis krepšelye |
|---------------------------|-------------------|-------------------|---------------------------|---------------------|-----------------|
| Swedbank Fondu Fondas 100 | € 359.97          | € 427.67          | 2.40%                     | 18.81%              | 25%             |
| Baltic Horizon Fund       | € 356.80          | € 365.39          | 1.59%                     | 2.41%               | 22%             |
| Coca-Cola                 | € 30.00           | € 22.24           | -12.19%                   | -25.88%             | 1%              |
| Facebook                  | € 30.00           | € 37.02           | -5.55%                    | 23.40%              | 2%              |
| Microsoft                 | € 30.00           | € 40.83           | 4.18%                     | 36.11%              | 2%              |
| Home Depot                | € 60.00           | € 63.22           | 1.88%                     | 5.37%               | 4%              |
| Exxon Mobil               | € 30.00           | € 28.08           | 16.93%                    | -6.39%              | 2%              |
| Chevron                   | € 30.00           | € 26.92           | 1.00%                     | -10.28%             | 2%              |
| Wells Fargo               | € 30.00           | € 35.94           | -0.99%                    | 19.80%              | 2%              |
| Walmart                   | € 30.00           | € 27.76           | -2.12%                    | -7.48%              | 2%              |
| TSM                       | € 30.00           | € 40.76           | 10.79%                    | 35.86%              | 2%              |
| J&J                       | € 30.00           | € 33.19           | 4.76%                     | 10.65%              | 2%              |
| Cisco                     | € 30.00           | € 31.79           | -0.74%                    | 5.96%               | 2%              |
| Mintos                    | € 122.40          | € 130.47          | 0.73%                     | 6.59%               | 8%              |
| Ethereum                  | € 60.00           | € 201.50          | 28.96%                    | 235.83%             | 12%             |
| Bitcoin                   | € 60.00           | € 182.82          | 17.91%                    | 204.71%             | 11%             |
| Dividendai                | € -               | € 0.21            |                           |                     | 0%              |
| <b>VISO</b>               | <b>€ 1,319.17</b> | <b>€ 1,695.80</b> | <b>6.10%</b>              | <b>28.55%</b>       |                 |