

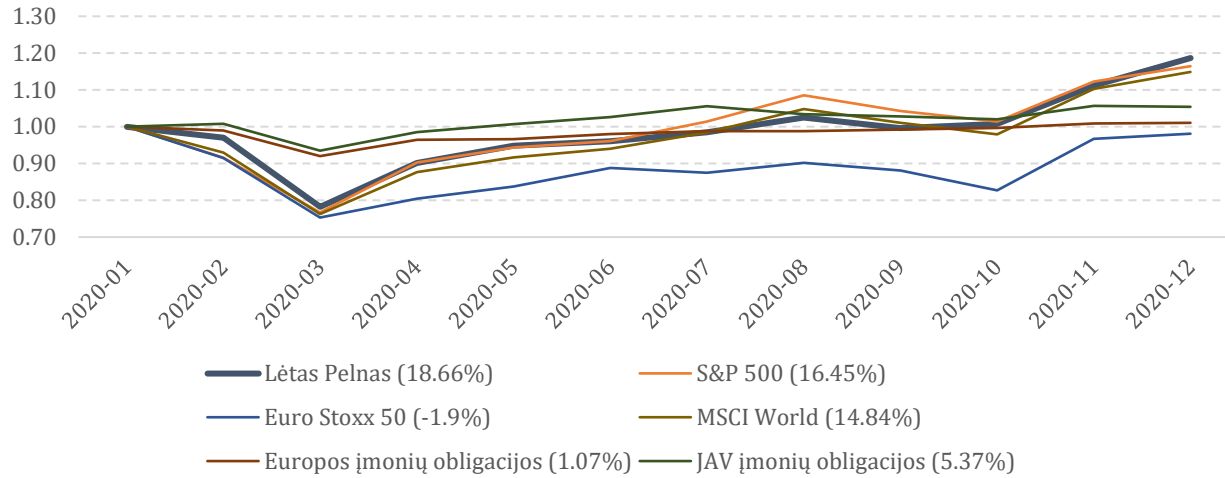


Lētas peļņas

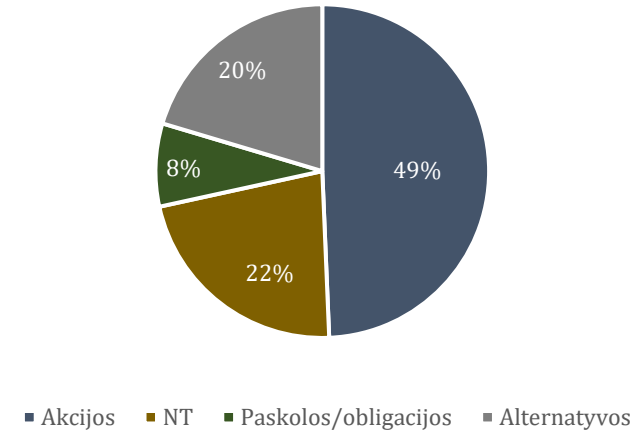
2020. gada  
2020. g. decembris

# Lėtas pelnas investicinis krepšelis

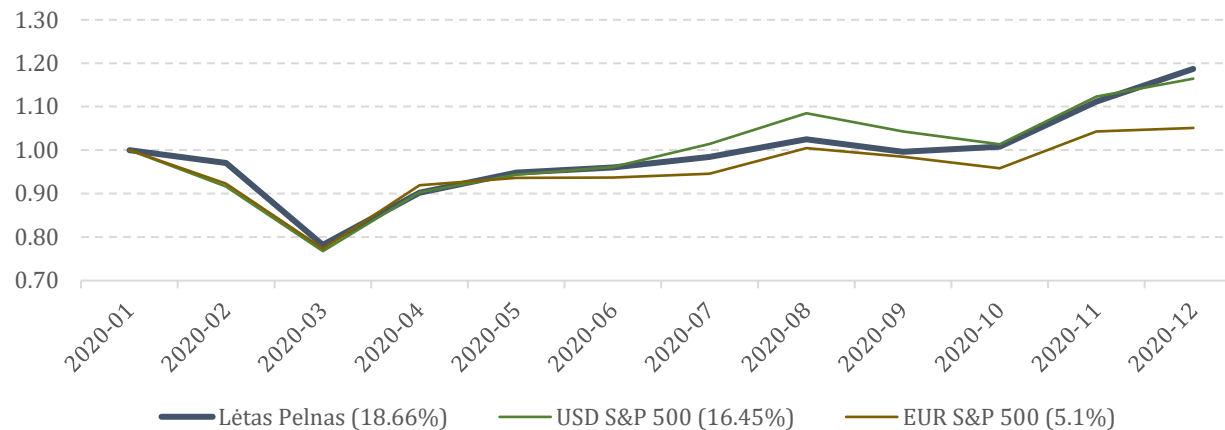
Įvairių instrumentų kainų pokyčiai nuo projekto pradžios



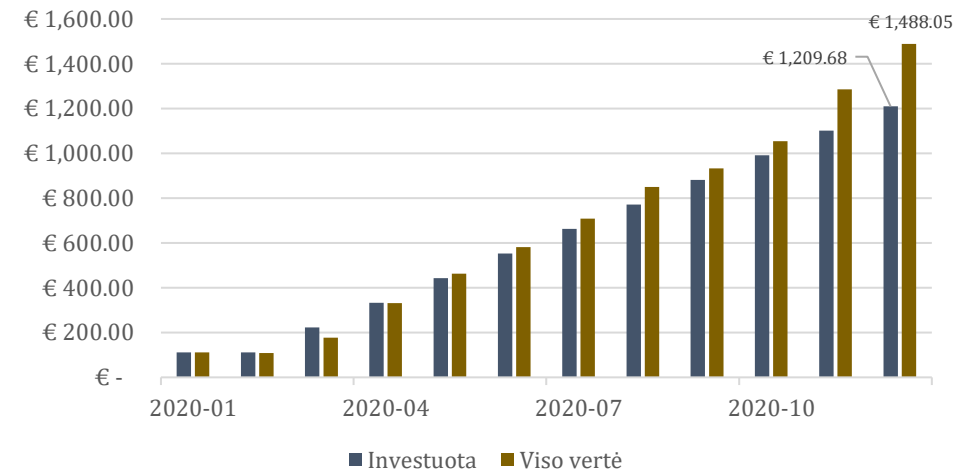
Dalis krepšelyje



S&P 500 grąžos (skirtingomis valiutomis) palyginimas su LP krepšelio grąža



Investuota suma ir investicijų vertė



# Lētas pelnas investīcinis krepšelis

| Pozīcija                  | Išgājuma vērtība  | Vērtība 2020-12-31 | Kainos pokytis per mēnesi | Viso vērtības pokytis | Dalī krepšelyje |
|---------------------------|-------------------|--------------------|---------------------------|-----------------------|-----------------|
| Swedbank Fondu Fondas 100 | € 329.98          | € 387.82           | 2.86%                     | 17.53%                | 26%             |
| Baltic Horizon Fund       | € 327.30          | € 330.58           | 1.88%                     | 1.00%                 | 22%             |
| Coca-Cola                 | € 30.00           | € 25.04            | 6.07%                     | -16.52%               | 2%              |
| Facebook                  | € 30.00           | € 38.77            | -2.06%                    | 29.22%                | 3%              |
| Microsoft                 | € 30.00           | € 38.76            | 3.68%                     | 29.21%                | 3%              |
| Home Depot                | € 60.00           | € 61.37            | -4.15%                    | 2.28%                 | 4%              |
| Exxon Mobil               | € 30.00           | € 23.75            | 7.34%                     | -20.83%               | 2%              |
| Chevron                   | € 30.00           | € 26.36            | -3.78%                    | -12.14%               | 2%              |
| Wells Fargo               | € 30.00           | € 35.90            | 9.58%                     | 19.67%                | 2%              |
| Walmart                   | € 30.00           | € 28.05            | -5.85%                    | -6.51%                | 2%              |
| TSM                       | € 30.00           | € 36.38            | 12.08%                    | 21.28%                | 2%              |
| J&J                       | € 30.00           | € 31.34            | 8.86%                     | 4.46%                 | 2%              |
| Mintos                    | € 112.40          | € 119.60           | 1.39%                     | 6.41%                 | 8%              |
| Ethereum                  | € 55.00           | € 152.60           | 21.93%                    | 177.45%               | 10%             |
| Bitcoin                   | € 55.00           | € 150.43           | 49.88%                    | 173.51%               | 10%             |
| Dividendai                | € -               | € 1.31             |                           |                       | 0%              |
| <b>VISO</b>               | <b>€ 1,209.68</b> | <b>€ 1,488.05</b>  | <b>5.37%</b>              | <b>23.01%</b>         |                 |